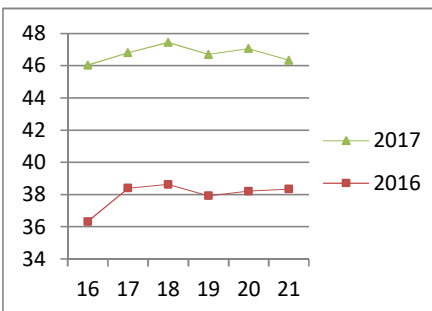


# NATIONAL SOUTH AFRICAN PRICE INFORMATION FOR WEEK Week 21

From 2017/05/22 To 2017/05/28

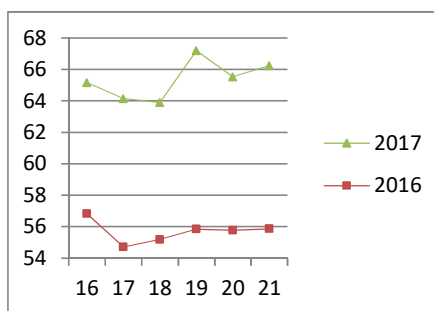
Class	Units	Avg Mass	Avg Purch Price	Avg Selling Price	Selling min	Selling max
<b>CATTLE</b>						
A2	9936	124,36	<b>47,10</b>	<b>46,34</b>	45,99	47,68
A3	1474	126,24	<b>47,06</b>	<b>46,49</b>	45,34	47,97
AB2	530	198,96	<b>44,83</b>	<b>44,60</b>	42,58	47,15
AB3	127	202,03	<b>44,53</b>	<b>44,77</b>	41,90	46,15
B2	413	234,31	<b>40,12</b>	<b>40,47</b>	38,41	43,80
B3	84	246,40	<b>40,21</b>	<b>41,35</b>	39,35	45,67
C2	1568	246,76	<b>38,49</b>	<b>38,50</b>	36,73	39,98
C3	529	271,90	<b>38,76</b>	<b>39,28</b>	37,21	40,02
	14 661					

**Beef A2 - Sales Price**



Class	Units	Avg Mass	Avg Purch Price	Avg Selling Price	Selling min	Selling max
<b>LAMB/SHEEP</b>						
A0	299	14,38	<b>56,22</b>	<b>56,66</b>	47,35	59,00
A1	1284	16,40	<b>65,02</b>	<b>66,08</b>	61,11	68,50
A2	9223	19,73	<b>65,80</b>	<b>66,24</b>	64,96	68,87
A3	2396	20,86	<b>65,23</b>	<b>65,91</b>	65,02	67,88
A4	384	24,04	<b>56,17</b>	<b>53,94</b>	54,00	61,57
A5	119	21,36	<b>52,68</b>	<b>49,94</b>	48,47	57,29
A6	151	20,06	<b>53,61</b>	<b>50,16</b>	49,00	53,52
AB2	113	108,22	<b>57,96</b>	<b>60,32</b>	52,00	63,12
AB3	31	23,96	<b>55,18</b>	<b>54,39</b>	51,00	58,86
B2	201	24,61	<b>51,09</b>	<b>52,73</b>	50,00	59,00
B3	61	28,55	<b>50,31</b>	<b>52,23</b>	50,08	55,49
C2	1247	24,07	<b>48,66</b>	<b>49,55</b>	45,79	51,51
C3	287	27,15	<b>48,17</b>	<b>48,52</b>	45,42	50,94
	15 796					

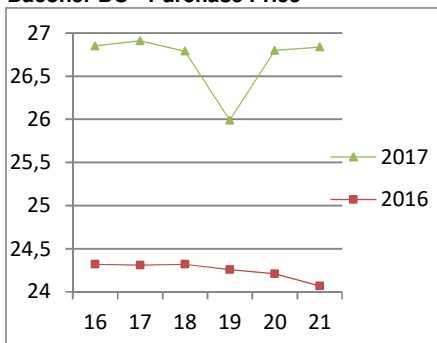
**Lamb A2 - Sales Price**



Class	Units	Avg Mass	Avg Purch Price	Purch Min	Purch Max
<b>PIGS</b>					
PP	2285	52,57	<b>26,54</b>	25,23	29,63
PO	130	52,71	<b>25,95</b>	23,87	27,71
PR	23	47,14	<b>24,51</b>	23,48	28,26
PC	8	50,33	<b>21,66</b>	20,00	24,50
PU	1	44,40	<b>20,00</b>	20,00	20,00
PS	5	189,54	<b>17,50</b>	17,50	17,50
CP	968	61,06	<b>27,88</b>	26,30	28,56
CO	51	61,93	<b>27,41</b>	25,90	28,50
CR	7	61,04	<b>24,73</b>	23,00	25,04
CC	2	60,50	<b>20,00</b>	20,00	20,00
CU	4	61,97	<b>20,00</b>	20,00	20,00
BP	6432	73,37	<b>26,45</b>	24,45	27,83
BO	2612	75,92	<b>26,84</b>	25,49	28,43
BR	212	76,09	<b>25,30</b>	24,00	25,77
BC	45	74,05	<b>23,29</b>	20,87	28,50
BU	1	89,2	<b>20,00</b>	20,00	20,00
BS	5	85,93	<b>19,77</b>	15,88	22,00
HP	2902	87,07	<b>26,03</b>	25,71	27,66
HO	3794	88,70	<b>25,94</b>	25,47	27,57
HR	848	89,29	<b>25,03</b>	24,11	26,90
HC	74	89,81	<b>20,68</b>	20,50	24,70
HU	5	86,79	<b>22,59</b>	19,80	28,00
HS	11	93,48	<b>18,96</b>	14,50	28,00
SAU	606	140,02	<b>19,44</b>	15,90	23,82
SAB	280	106,91	<b>22,44</b>	18,03	23,82
	21 311				

Hide	Feedlot	15,66
	Veldt	15,68
Dorper	ea	43,08
Merino	ea	96,63

**Baconer BO - Purchase Price**



**THIS INFORMATION IS PROTECTED AGAINST COPYING OR DISTRIBUTION WITHOUT PRIOR PERMISSION FROM THE RMAA BOARD.**

**FOR ENQUIRIES, PLEASE CONTACT RMAA AT TEL (012) 349 1237/8 or [priceinformation@rmaa.co.za](mailto:priceinformation@rmaa.co.za)**

Disclaimer: In no event shall the RMAA be liable for any direct, special, indirect or consequential damages, or any other damages of any kind, including but not limited to loss of use, loss of profits, or loss of data, whether in an action in contract, tort (including but not limited to negligence), or otherwise, arising out of or in any way connected with the use of this information. While the RMAA takes great care in compiling the contents of this page, it is nevertheless only meant to provide non-binding general information and cannot replace detailed individual advice to help the prospective buyer make his decision. The RMAA does not guarantee that the information on these pages is up-to-date, accurate and complete.