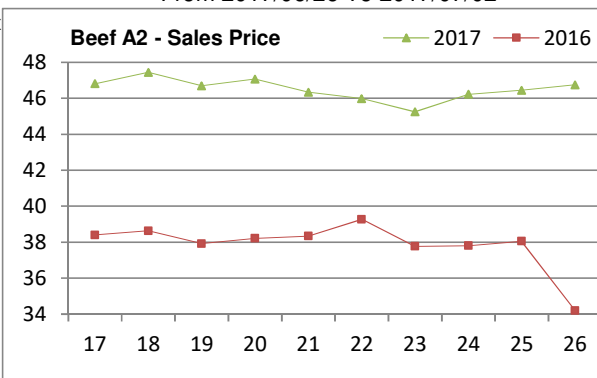


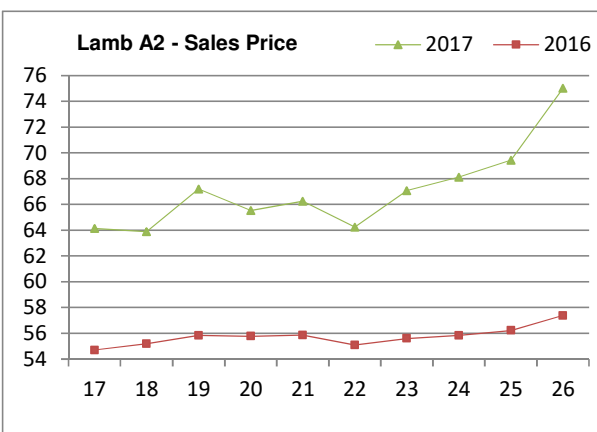
# NATIONAL SOUTH AFRICAN PRICE INFORMATION FOR WEEK Week 26

From 2017/06/26 To 2017/07/02

Class	Units	Avg Mass	Avg Purch Price	Avg Selling Price	Selling min	Selling max
<b>CATTLE</b>						
A2	10872	266,85	<b>47,47</b>	<b>46,75</b>	44,96	47,74
A3	1571	282,56	<b>47,41</b>	<b>46,28</b>	44,05	47,81
AB2	759	269,38	<b>46,10</b>	<b>44,91</b>	42,54	45,85
AB3	128	290,33	<b>45,63</b>	<b>45,12</b>	43,16	46,64
B2	553	255,13	<b>42,02</b>	<b>41,88</b>	39,09	44,27
B3	112	263,67	<b>42,42</b>	<b>42,97</b>	40,04	45,19
C2	1782	250,57	<b>40,07</b>	<b>39,31</b>	37,60	41,82
C3	475	275,74	<b>40,34</b>	<b>40,19</b>	38,65	42,11
	16 252					

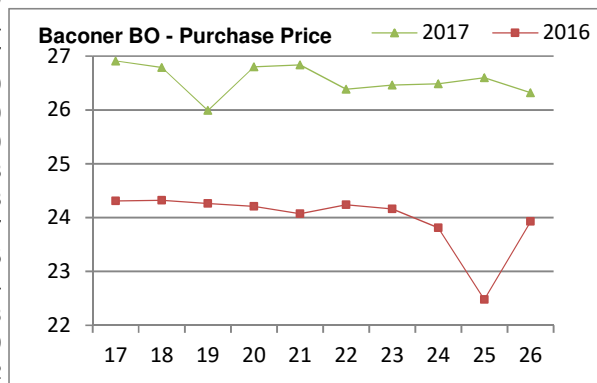


Class	Units	Avg Mass	Avg Purch Price	Avg Selling Price	Selling min	Selling max
<b>LAMB/SHEEP</b>						
A0	206	13,38	<b>66,47</b>	<b>64,61</b>	53,94	69,00
A1	1225	16,46	<b>75,73</b>	<b>75,44</b>	72,18	77,00
A2	6928	19,45	<b>73,96</b>	<b>75,01</b>	71,93	77,00
A3	695	22,00	<b>72,40</b>	<b>73,46</b>	71,19	76,28
A4	59	25,59	<b>62,37</b>	<b>68,31</b>	61,77	75,31
A5	18	21,82	<b>60,61</b>	<b>63,86</b>	61,50	66,75
A6	17	25,46	<b>60,34</b>	<b>65,23</b>	61,67	68,33
AB2	168	22,85	<b>65,49</b>	<b>67,13</b>	61,87	69,54
AB3	18	25,82	<b>65,13</b>	<b>66,24</b>	61,92	68,42
B2	390	24,85	<b>56,97</b>	<b>59,97</b>	53,04	66,91
B3	95	28,68	<b>58,64</b>	<b>61,29</b>	54,49	66,73
C2	1577	25,03	<b>54,21</b>	<b>56,47</b>	51,16	59,19
C3	308	27,38	<b>52,70</b>	<b>54,83</b>	48,00	60,00
	11 704					



Class	Units	Avg Mass	Avg Purch Price	Purch Min	Purch Max
<b>PIGS</b>					
PP	2121	53,35	<b>26,39</b>	25,40	29,04
PO	123	52,26	<b>25,86</b>	23,84	27,77
PR	31	51,67	<b>24,46</b>	20,90	27,83
PC	6	52,73	<b>21,44</b>	20,00	24,50
PS	1	18,60	<b>13,00</b>	13,00	13,00
CP	1314	61,38	<b>27,13</b>	25,95	28,54
CO	176	61,50	<b>26,83</b>	25,97	29,33
CR	15	62,38	<b>26,70</b>	26,50	27,00
CC	3	64,13	<b>16,67</b>	16,00	17,00
CS	1	61,10	<b>18,00</b>	18,00	18,00
BP	6536	73,14	<b>26,33</b>	23,00	28,50
BO	1855	74,85	<b>26,32</b>	23,00	27,94
BR	213	75,92	<b>25,40</b>	23,41	26,37
BC	22	72,87	<b>21,70</b>	16,48	24,70
BU	4	73,34	<b>20,78</b>	19,97	23,40
BS	10	74,96	<b>21,29</b>	18,25	25,60
HP	4398	85,76	<b>25,64</b>	24,50	27,18
HO	5368	87,30	<b>25,72</b>	24,50	28,48
HR	919	89,60	<b>25,09</b>	23,50	28,37
HC	71	91,00	<b>20,35</b>	16,06	26,15
HU	17	90,14	<b>20,38</b>	13,00	26,54
HS	16	90,64	<b>23,17</b>	16,39	27,73
SAU	780	139,21	<b>19,25</b>	16,16	23,89
SAB	296	116,72	<b>19,32</b>	10,85	24,02
	24 296				

Hide	Feedlot	15,36
	Veldt	15,23
Dorper	ea	43,33
Merino	ea	100,94



**THIS INFORMATION IS PROTECTED AGAINST COPYING OR DISTRIBUTION WITHOUT PRIOR PERMISSION FROM THE RMAA BOARD.**

**FOR ENQUIRIES, PLEASE CONTACT RMAA AT TEL (012) 349 1237/8 or [priceinformation@rmaa.co.za](mailto:priceinformation@rmaa.co.za)**

Disclaimer: In no event shall the RMAA be liable for any direct, special, indirect or consequential damages, or any other damages of any kind, including but not limited to loss of use, loss of profits, or loss of data, whether in an action in contract, tort (including but not limited to negligence), or otherwise, arising out of or in any way connected with the use of this information. While the RMAA takes great care in compiling the contents of this page, it is nevertheless only meant to provide non-binding general information and cannot replace detailed individual advice to help the prospective buyer make his decision. The RMAA does not guarantee that the information on these pages is up-to-date, accurate and complete.