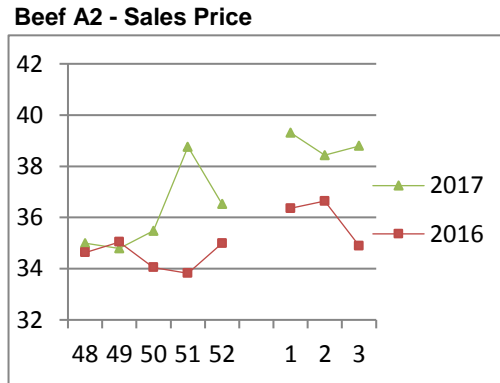


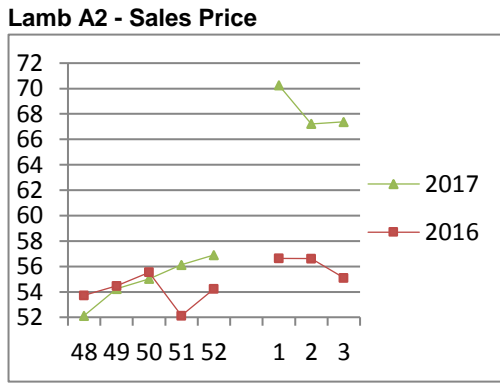
# NATIONAL SOUTH AFRICAN PRICE INFORMATION FOR WEEK 3

From 2017/01/16 To 2017/01/22

Class	Units	Avg Mass	Avg Purch Price	Avg Selling Price	Selling min	Selling max
<b>CATTLE</b>						
A2	12595	258.50	<b>39.03</b>	<b>38.79</b>	36.33	42.15
A3	1352	276.20	<b>38.89</b>	<b>38.48</b>	35.34	42.15
AB2	563	252.46	<b>37.59</b>	<b>37.71</b>	33.50	40.50
AB3	73	273.36	<b>37.52</b>	<b>37.62</b>	36.85	39.50
B2	379	245.72	<b>35.26</b>	<b>36.11</b>	32.50	39.42
B3	75	269.21	<b>34.96</b>	<b>36.45</b>	32.50	38.50
C2	1755	255.59	<b>34.23</b>	<b>34.93</b>	27.94	39.50
C3	568	276.59	<b>34.29</b>	<b>36.00</b>	23.90	39.50
<b>17 360</b>						

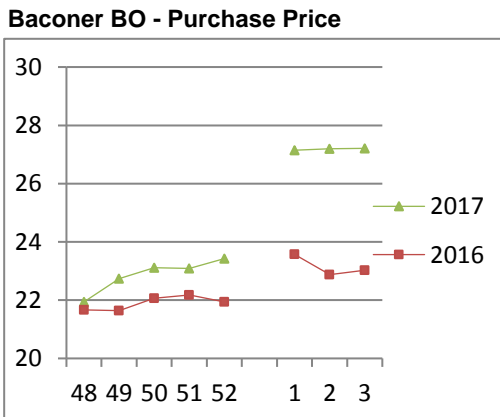


Class	Units	Avg Mass	Avg Purch Price	Avg Selling Price	Selling min	Selling max
<b>LAMB/SHEEP</b>						
A0	285	13.02	<b>55.27</b>	<b>56.59</b>	52.24	60.00
A1	1696	15.73	<b>66.38</b>	<b>66.98</b>	60.00	69.99
A2	13150	18.80	<b>66.64</b>	<b>67.38</b>	63.95	75.50
A3	2334	20.69	<b>67.17</b>	<b>66.66</b>	64.98	73.85
A4	344	22.33	<b>58.05</b>	<b>59.38</b>	55.00	64.28
A5	70	23.02	<b>51.67</b>	<b>52.92</b>	45.45	64.87
A6	92	20.29	<b>48.53</b>	<b>50.22</b>	46.78	57.29
AB2	186	21.88	<b>57.84</b>	<b>60.27</b>	54.05	65.11
AB3	10	22.43	<b>48.23</b>	<b>50.39</b>	48.00	56.00
B2	180	24.88	<b>52.19</b>	<b>53.85</b>	49.76	56.85
B3	26	27.39	<b>50.71</b>	<b>53.37</b>	45.14	55.38
C2	906	22.71	<b>50.40</b>	<b>51.29</b>	47.00	58.32
C3	211	24.49	<b>49.97</b>	<b>49.96</b>	43.46	55.08
<b>19 490</b>						



Hide	Feedlot	15.94
	Veldt	15.93
Dorper	ea	46.00
Merino	ea	94.55

Class	Units	Avg Mass	Avg Purch Price	Purch Min	Purch Max
<b>PIGS</b>					
BP	6839	71.23	<b>27.07</b>	22.30	30.50
BO	2562	73.31	<b>27.21</b>	22.30	30.59
BR	274	74.69	<b>26.03</b>	24.72	30.50
BC	33	73.78	<b>22.51</b>	21.38	27.50
BU	5	68.86	<b>20.49</b>	13.00	25.00
BS	14	73.06	<b>21.03</b>	11.00	26.50
PP	2678	51.90	<b>29.13</b>	22.50	31.49
PO	215	50.65	<b>28.85</b>	23.52	31.50
PR	14	44.66	<b>26.84</b>	23.04	29.00
PC	3	50.67	<b>25.80</b>	20.00	29.00
PU	3	44.93	<b>28.00</b>	28.00	28.00
PS	3	45.10	<b>20.96</b>	11.00	25.00
SAB	35	114.08	<b>15.30</b>	8.00	20.80
HP	3 886	84.79	<b>26.07</b>	22.30	30.00
HO	3365	86.84	<b>25.91</b>	22.30	30.00
HR	599	87.42	<b>25.12</b>	23.45	29.50
HC	54	87.06	<b>19.27</b>	11.94	24.36
HU	7	87.24	<b>22.26</b>	20.07	29.00
HS	15	91.89	<b>12.61</b>	9.40	18.98
CP	2240	64.91	<b>27.81</b>	24.79	30.69
CO	808	70.59	<b>27.49</b>	26.00	29.83
CR	73	67.62	<b>26.87</b>	22.47	27.50
CC	5	74.10	<b>27.50</b>	27.50	27.50
CU	2	69.10	<b>27.50</b>	27.50	27.50
CS	3	71.30	<b>27.50</b>	27.50	27.50
SAS	673	157.10	<b>17.88</b>	16.00	20.80
<b>23652</b>					



**THIS INFORMATION IS PROTECTED AGAINST COPYING OR DISTRIBUTION WITHOUT PRIOR PERMISSION FROM THE RMAA BOARD.**

**FOR ENQUIRIES, PLEASE CONTACT RMAA AT TEL (012) 349 1237/8 or [priceinformation@rmaa.co.za](mailto:priceinformation@rmaa.co.za)**

Disclaimer: In no event shall the RMAA be liable for any direct, special, indirect or consequential damages, or any other damages of any kind, including but not limited to loss of use, loss of profits, or loss of data, whether in an action in contract, tort (including but not limited to negligence), or otherwise, arising out of or in any way connected with the use of this information. While the RMAA takes great care in compiling the contents of this page, it is nevertheless only meant to provide non-binding general information and cannot replace detailed individual advice to help the prospective buyer make his decision. The RMAA does not guarantee that the information on these pages is up-to-date, accurate and complete.