

## NATIONAL SOUTH AFRICAN PRICE INFORMATION FOR WEEK Week 50

From 2017/12/11 To 2017/12/17

Class    Units    Avg Mass    Avg Purch    Avg Selling    Selling Min    Selling Max

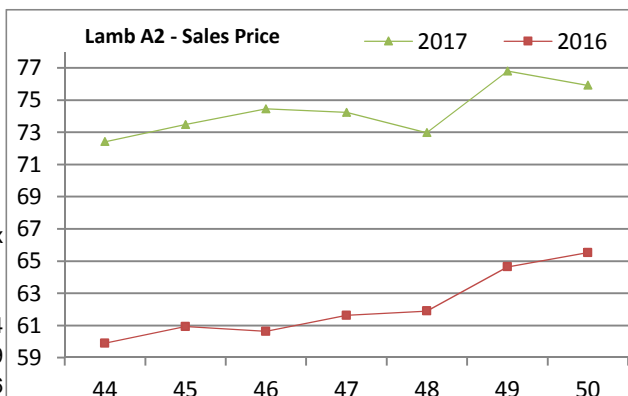
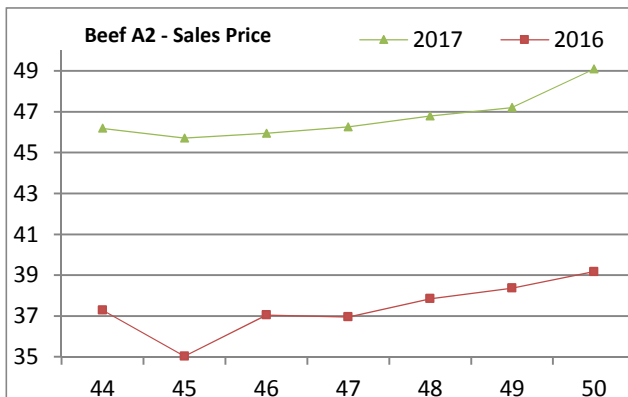
### CATTLE

Class	Units	Avg Mass	Avg Purch	Avg Selling	Selling Min	Selling Max
A2	17250	263.70	<b>48.37</b>	<b>49.08</b>	47.15	51.13
A3	1891	282.96	<b>48.25</b>	<b>49.37</b>	47.04	51.11
AB2	1189	265.97	<b>47.55</b>	<b>48.54</b>	45.65	50.39
AB3	181	284.07	<b>47.00</b>	<b>48.20</b>	46.04	50.87
B2	661	254.64	<b>45.35</b>	<b>45.90</b>	43.84	47.87
B3	111	279.27	<b>44.68</b>	<b>45.76</b>	43.34	47.73
C2	1434	259.34	<b>44.00</b>	<b>44.29</b>	42.29	46.61
C3	401	287.24	<b>44.04</b>	<b>43.98</b>	42.34	46.62
	23,118					

Hide	Feedlot	12.23
	Veldt	12.21
Dorper	ea	35.00
Merino	ea	86.67

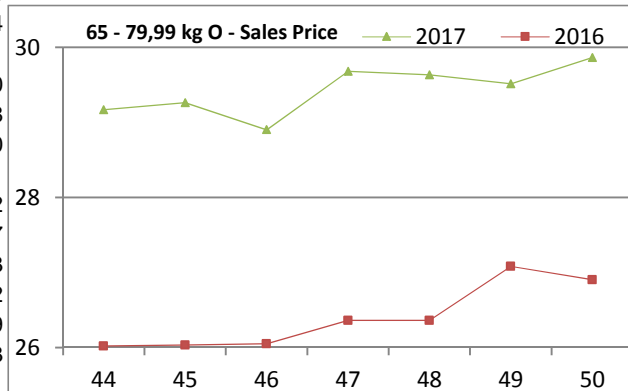
### LAMB/SHEEP

A0	27	14.25	<b>57.30</b>	<b>63.08</b>	44.00	74.20
A1	496	13.68	<b>82.71</b>	<b>70.27</b>	66.18	80.66
A2	10065	21.09	<b>84.67</b>	<b>75.91</b>	69.98	86.87
A3	2288	24.61	<b>84.05</b>	<b>75.33</b>	69.68	87.01
A4	492	26.50	<b>75.70</b>	<b>67.84</b>	61.00	82.77
A5	62	29.18	<b>70.40</b>	<b>61.80</b>	52.27	79.90
A6	38	26.07	<b>67.75</b>	<b>54.44</b>	50.94	66.84
AB2	92	22.36	<b>69.00</b>	<b>69.26</b>	60.11	80.24
AB3	19	23.76	<b>72.24</b>	<b>70.00</b>	62.02	77.27
B2	288	23.28	<b>65.56</b>	<b>65.26</b>	62.06	68.12
B3	41	27.17	<b>66.26</b>	<b>66.24</b>	58.64	68.88
C2	1436	24.30	<b>62.47</b>	<b>62.58</b>	56.58	66.04
C3	157	27.91	<b>63.34</b>	<b>62.85</b>	59.12	66.36
	15,501					



### PIGS

Class	Units	Avg Mass	Avg Purch	Avg Selling	Purch	
					Min	Max
P	3433	50.07	<b>31.24</b>		29.61	33.01
O	199	49.63	<b>31.32</b>		28.63	32.81
R	54	50.65	<b>27.65</b>		17.35	32.24
C	13	50.25	<b>28.87</b>		20.50	33.69
U	6	52.43	<b>27.71</b>		20.50	31.36
S	20	51.14	<b>29.05</b>		20.00	31.00
P	3418	60.82	<b>30.41</b>		29.72	32.34
O	362	62.30	<b>30.27</b>		29.26	32.11
R	34	60.24	<b>30.00</b>		25.95	33.30
C	11	63.84	<b>27.10</b>		21.71	30.48
U	6	60.25	<b>24.16</b>		22.00	29.10
S	5	62.20	<b>25.28</b>		22.00	26.11
P	8495	73.30	<b>29.90</b>		28.09	32.22
O	3920	75.57	<b>29.86</b>		27.63	32.37
R	433	76.78	<b>28.30</b>		26.45	31.13
C	53	73.40	<b>26.68</b>		21.71	29.82
U	20	75.04	<b>25.55</b>		22.00	26.89
S	17	78.82	<b>21.44</b>		19.85	24.53
P	3030	85.29	<b>27.18</b>		24.50	28.51
O	4843	87.35	<b>27.51</b>		26.48	28.59
R	945	56.36	<b>26.44</b>		25.18	27.99
C	75	86.07	<b>24.31</b>		21.13	28.13
U	25	88.73	<b>24.77</b>		20.14	28.00
S	15	94.37	<b>25.54</b>		20.17	28.00
>100kg	923	137.19	<b>21.81</b>		18.74	25.74
	30,355					



**THIS INFORMATION IS PROTECTED AGAINST COPYING OR DISTRIBUTION WITHOUT PRIOR PERMISSION FROM THE RMAA BOARD.**

**FOR ENQUIRIES, PLEASE CONTACT RMAA AT TEL (012) 349 1237/8 or [marketing@rmaa.co.za](mailto:marketing@rmaa.co.za)**

Disclaimer: In no event shall the RMAA be liable for any direct, special, indirect or consequential damages, or any other damages of any kind, including but not limited to loss of use, loss of profits, or loss of data, whether in an action in contract, tort (including but not limited to negligence), or otherwise, arising out of or in any way connected with the use of this information. While the RMAA takes great care in compiling the contents of this page, it is nevertheless only meant to provide non-binding general information and cannot replace detailed individual advice to help the prospective buyer make his decision. The RMAA does not guarantee that the information on these pages is up-to-date, accurate and complete.