

NATIONAL SOUTH AFRICAN PRICE INFORMATION FOR WEEK Week 30

From 2018/07/23 To 2018/07/29

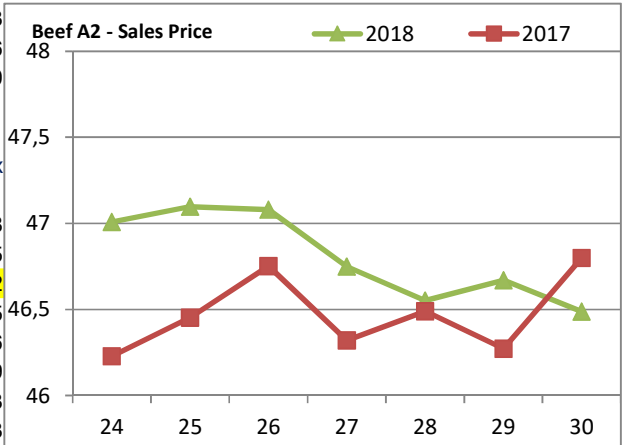
CATTLE
Class Units Avg Mass Avg Purch Avg Selling Selling Min Selling Max
Weighted 20%

Class	Units	Avg Mass	Avg Purch	Avg Selling	Selling Min	Selling Max
A2	11 182	273,92	46,30	46,49	45,53	47,86
A3	1 537	296,71	46,31	46,72	45,89	48,11
AB2	580	282,73	45,44	45,86	44,32	46,67
AB3	113	297,70	45,01	45,54	44,54	46,54
B2	511	281,37	43,15	44,07	42,98	45,42
B3	150	304,02	42,55	43,77	42,57	44,83
C2	1 574	271,07	40,43	41,32	39,12	43,56
C3	618	302,34	40,66	41,88	39,85	43,60
16 265						

Hide Feedlot	Weighted	6,29
Hide Field	Average	5,47
Dorper	ea	36,67
Merino	ea	89,11

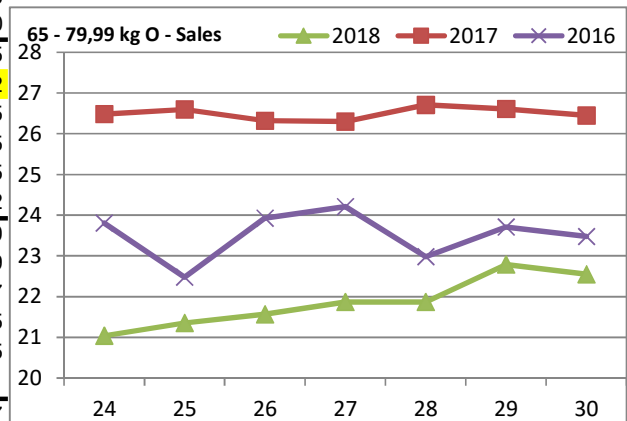
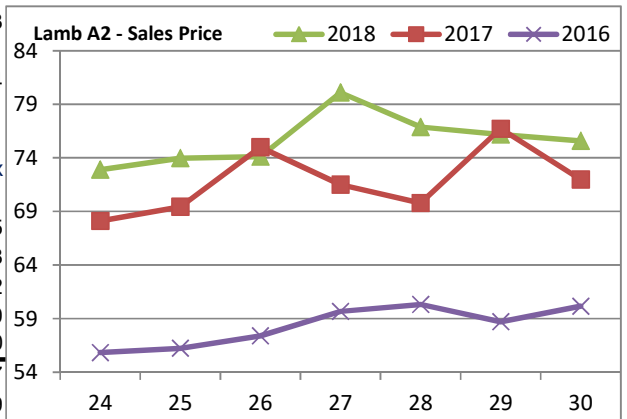
LAMB/SHEEP
Class Units Avg Mass Avg Purch Avg Selling Selling Min Selling Max
Weighted 20%

Class	Units	Avg Mass	Avg Purch	Avg Selling	Selling Min	Selling Max
A0	129	12,17	54,87	60,42	52,00	70,08
A1	926	15,01	80,78	76,56	67,78	82,05
A2	10 587	19,97	82,66	75,59	70,49	84,22
A3	1 733	21,44	83,31	74,75	70,21	81,55
A4	484	22,37	74,22	65,42	62,05	72,66
A5	56	23,28	69,59	56,49	53,26	65,09
A6	96	24,00	70,76	52,38	51,61	56,03
AB2	206	21,04	60,67	61,78	58,83	72,73
AB3	41	21,87	61,10	60,18	59,00	61,54
B2	488	24,11	70,10	71,08	61,39	73,92
B3	51	26,64	62,99	62,68	53,82	71,53
C2	898	25,39	61,53	62,04	53,46	67,71
C3	274	26,23	59,55	58,52	52,55	64,84
15 969						



PIGS
Class Units Avg Mass Avg Purch Purch Min Purch Max
Weighted 20%

Class	Units	Avg Mass	Avg Purch	Purch Min	Purch Max
20 - 55,99 kg					
P	1 485	51,40	24,33	22,44	25,05
O	116	48,86	23,96	20,87	25,08
R	26	50,69	24,13	23,30	24,62
C	9	51,88	23,39	19,50	24,50
S	3	48,97	24,00	24,00	24,00
56 - 64,99 kg					
P	1 111	61,63	22,62	21,79	23,67
O	143	62,97	22,49	22,16	23,59
R	13	62,97	21,91	21,37	22,05
C	2	59,85	18,86	16,00	21,35
S	1	56,40	16,00	16,00	16,00
65 - 79,99 kg					
P	6 576	75,17	22,14	21,33	23,45
O	3 020	75,80	22,55	21,65	24,42
R	308	76,90	22,63	21,10	24,75
C	37	74,51	22,69	18,27	24,75
U	3	77,47	24,06	22,69	24,75
S	67	97,01	20,22	19,44	23,32
80 - 99,99 kg					
P	3 239	84,81	20,35	16,45	22,50
O	3 572	86,61	20,53	18,90	19,59
R	450	88,51	20,47	19,74	20,67
C	18	90,09	20,21	19,06	20,65
U	1	92,80	20,65	20,65	20,65
S	71	96,80	19,80	19,46	20,11
>100kg	1 070	133,34	16,36	14,50	18,17
21 341					



THIS INFORMATION IS PROTECTED AGAINST COPYING OR DISTRIBUTION WITHOUT PRIOR PERMISSION FROM THE RMAA BOARD.

FOR ENQUIRIES, PLEASE CONTACT RMAA AT TEL (012) 349 1237/8 or marketing@rmaa.co.za

Disclaimer: In no event shall the RMAA be liable for any direct, special, indirect or consequential damages, or any other damages of any kind, including but not limited to loss of use, loss of profits, or loss of data, whether in an action in contract, tort (including but not limited to negligence), or otherwise, arising out of or in any way connected with the use of this information. While the RMAA takes great care in compiling the contents of this page, it is nevertheless only meant to provide non-binding general information and cannot replace detailed individual advice to help the prospective buyer make his decision. The RMAA does not guarantee that the information on these pages is up-to-date, accurate and complete.