

## NATIONAL SOUTH AFRICAN PRICE INFORMATION FOR WEEK Week 31

From 2018/07/30 To 2018/08/05

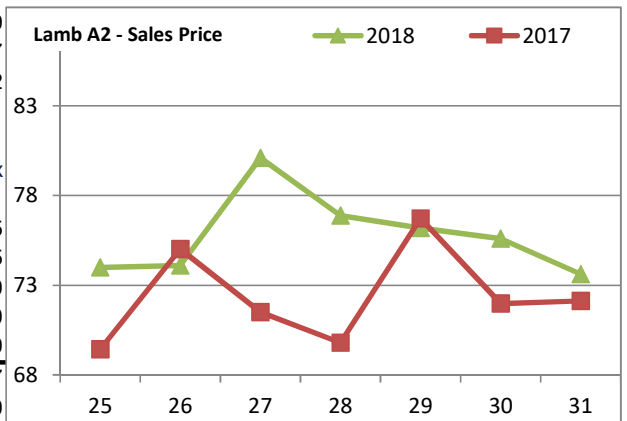
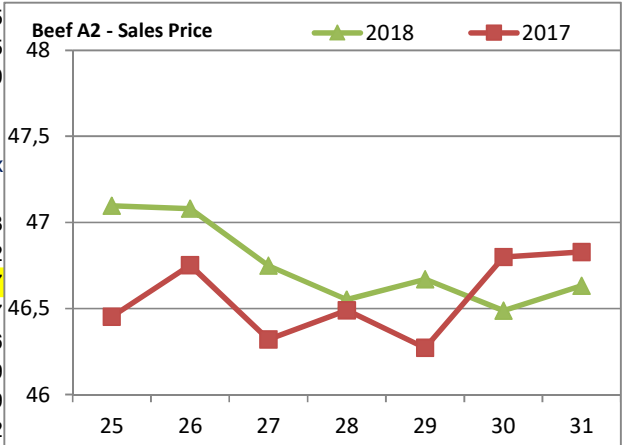
**CATTLE**  
 Class Units Avg Mass Avg Purch Avg Selling Selling Min Selling Max  
 Weighted 20%

Class	Units	Avg Mass	Avg Purch	Avg Selling	Selling Min	Selling Max
A2	9 379	274,43	46,45	46,63	45,69	48,04
A3	1 115	293,52	46,46	46,75	46,09	48,33
AB2	615	277,70	45,65	45,89	44,54	47,05
AB3	125	280,92	45,60	45,88	44,92	47,30
B2	488	270,57	42,65	42,88	40,97	43,64
B3	114	303,44	42,17	43,16	41,57	44,25
C2	1 558	270,44	40,65	41,30	39,50	43,05
C3	685	324,78	40,60	41,79	39,99	43,20
14 079						

Hide Feedlot	Weighted	6,29
Hide Field	Average	5,43
Dorper	ea	34,44
Merino	ea	87,10

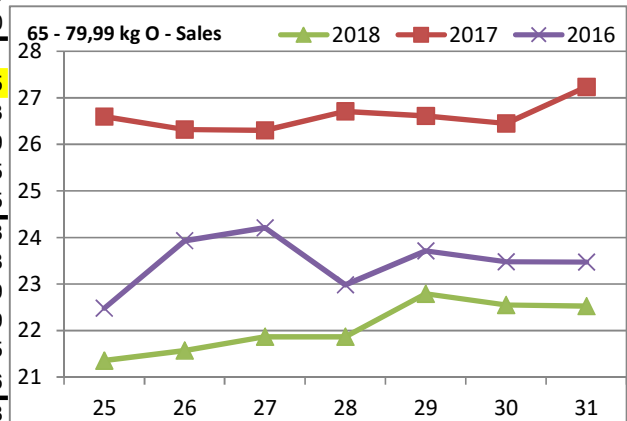
**LAMB/SHEEP**  
 Class Units Avg Mass Avg Purch Avg Selling Selling Min Selling Max  
 Weighted 20%

Class	Units	Avg Mass	Avg Purch	Avg Selling	Selling Min	Selling Max
A0	46	15,41	63,22	63,58	59,33	71,28
A1	370	15,49	81,82	73,03	67,60	82,12
A2	6 936	20,68	81,34	73,62	70,67	84,37
A3	1 218	21,88	82,09	71,93	70,35	77,67
A4	299	21,46	74,50	63,48	62,08	67,96
A5	48	22,19	67,19	55,53	53,31	61,59
A6	75	21,88	66,28	51,69	51,69	51,69
AB2	133	20,91	71,60	71,56	68,12	73,42
AB3	5	21,94	73,55	71,19	61,63	84,00
B2	439	23,92	69,66	71,10	66,54	72,22
B3	8	27,10	65,53	62,46	54,80	68,09
C2	522	25,35	62,90	63,22	54,04	67,27
C3	106	28,36	59,93	59,82	53,19	68,12
10 205						



**PIGS**  
 Class Units Avg Mass Avg Purch Purch Min Purch Max  
 Weighted 20%

Class	Units	Avg Mass	Avg Purch	Purch Min	Purch Max
P	1 820	51,11	24,12	21,73	25,15
O	87	51,53	23,93	21,33	25,35
R	30	49,23	21,32	15,77	24,50
C	8	50,51	23,03	19,00	24,50
U	1	53,00	24,00	24,00	24,00
<b>20 - 55,99 kg</b>					
P	1 068	61,04	22,67	21,33	24,37
O	52	61,69	23,21	21,00	25,00
R	4	62,41	17,98	15,00	23,00
C	1	68,80	16,00	16,00	16,00
S	1	66,10	14,00	14,00	14,00
<b>56 - 64,99 kg</b>					
P	7 733	74,61	22,24	21,47	23,91
O	2 477	77,11	22,52	21,24	24,75
R	513	76,20	21,31	20,09	23,83
C	25	72,20	19,15	15,60	21,59
U	3	73,87	19,75	16,50	24,75
S	7	81,39	20,06	14,00	24,75
<b>65 - 79,99 kg</b>					
P	2 479	85,17	21,74	20,96	22,68
O	3 219	87,61	20,93	20,49	22,48
R	573	89,29	18,93	18,50	20,39
C	40	89,45	17,25	16,72	18,69
U	11	86,09	17,90	15,75	20,85
S	58	99,34	18,92	18,34	19,06
<b>80 - 99,99 kg</b>					
>100kg	539	145,58	16,30	14,30	18,38
20 749					



**THIS INFORMATION IS PROTECTED AGAINST COPYING OR DISTRIBUTION WITHOUT PRIOR PERMISSION FROM THE RMAA BOARD.**

**FOR ENQUIRIES, PLEASE CONTACT RMAA AT TEL (012) 349 1237/8 or [marketing@rmaa.co.za](mailto:marketing@rmaa.co.za)**

Disclaimer: In no event shall the RMAA be liable for any direct, special, indirect or consequential damages, or any other damages of any kind, including but not limited to loss of use, loss of profits, or loss of data, whether in an action in contract, tort (including but not limited to negligence), or otherwise, arising out of or in any way connected with the use of this information. While the RMAA takes great care in compiling the contents of this page, it is nevertheless only meant to provide non-binding general information and cannot replace detailed individual advice to help the prospective buyer make his decision. The RMAA does not guarantee that the information on these pages is up-to-date, accurate and complete.