

## NATIONAL SOUTH AFRICAN PRICE INFORMATION FOR WEEK Week 32

Class Units Avg Mass **Avg Purch** **Avg Selling** Selling Min Selling Max  
**CATTLE** Weighted 20%

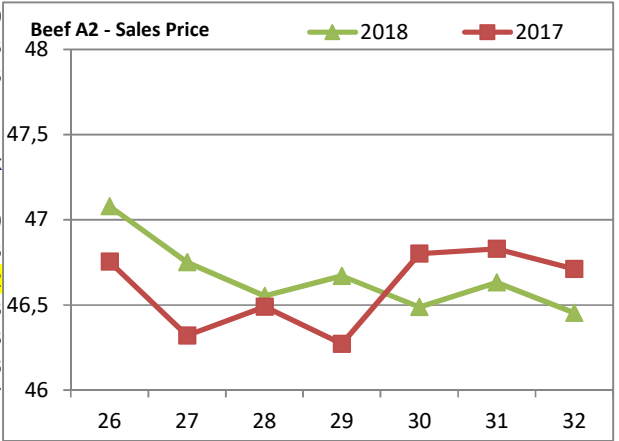
From 2018/08/06 To 2018/08/12

A2	6 675	279,34	<b>46,40</b>	<b>46,45</b>	45,35	48,36
A3	1 012	295,97	<b>46,43</b>	<b>46,91</b>	45,81	48,54
AB2	379	283,81	<b>44,36</b>	<b>45,14</b>	44,17	46,44
AB3	64	292,42	<b>45,11</b>	<b>45,55</b>	43,54	47,07
B2	369	268,10	<b>41,75</b>	<b>42,80</b>	41,09	44,62
B3	115	280,40	<b>41,04</b>	<b>43,50</b>	42,71	44,19
C2	1 395	267,17	<b>40,36</b>	<b>41,59</b>	39,75	43,03
C3	572	287,81	<b>40,24</b>	<b>42,27</b>	40,50	43,13
10 581						

Hide Feedlot	Weighted	6,37
Hide Field	Average	5,48
Dorper	ea	35,00
Merino	ea	91,11

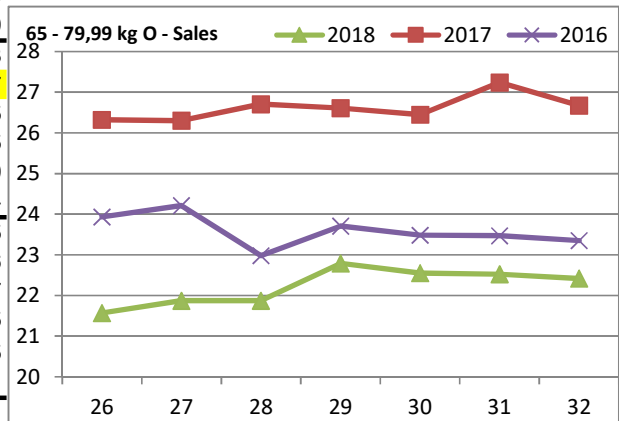
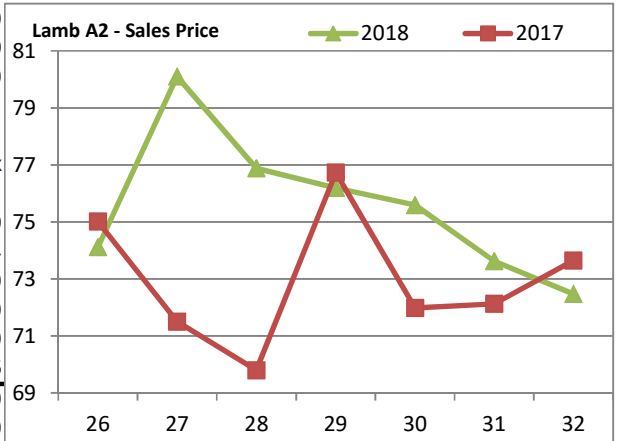
Class Units Avg Mass **Avg Purch** **Avg Selling** Selling Min Selling Max  
**LAMB/SHEEP** Weighted 20%

A0	19	10,73	<b>51,71</b>	<b>58,82</b>	51,25	68,00
A1	126	14,52	<b>72,52</b>	<b>70,35</b>	66,37	77,33
A2	5 709	21,81	<b>78,14</b>	<b>72,47</b>	70,97	79,22
A3	1 045	23,82	<b>79,11</b>	<b>70,71</b>	70,38	72,18
A4	178	23,30	<b>70,19</b>	<b>62,96</b>	62,22	65,48
A5	29	24,19	<b>63,42</b>	<b>55,97</b>	53,36	64,66
A6	42	26,10	<b>65,11</b>	<b>51,77</b>	51,77	51,77
AB2	160	22,13	<b>68,28</b>	<b>71,51</b>	66,04	79,81
AB3	7	26,85	<b>63,89</b>	<b>66,49</b>	60,28	84,50
B2	258	24,60	<b>66,34</b>	<b>69,25</b>	66,86	69,98
B3	45	25,66	<b>63,27</b>	<b>65,77</b>	64,89	68,00
C2	484	25,29	<b>62,02</b>	<b>62,54</b>	54,16	66,19
C3	77	29,30	<b>61,44</b>	<b>61,32</b>	53,23	65,00
8 179						



Class Units Avg Mass **Avg Purch** Purch Min Purch Max  
**PIGS** Weighted 20%

20 - 55,99 kg	P	1 461	52,77	<b>24,30</b>	21,86	25,09
	O	53	49,40	<b>24,30</b>	22,03	25,64
	R	11	49,31	<b>23,80</b>	21,75	24,50
	C	2	44,70	<b>24,50</b>	24,50	24,50
	U	1	51,30	<b>15,00</b>	15,00	15,00
	S	1	41,70	<b>21,35</b>	21,35	21,35
56 - 64,99 kg	P	788	61,55	<b>22,59</b>	21,47	24,50
	O	145	60,42	<b>22,90</b>	21,80	24,50
	R	26	62,45	<b>21,82</b>	21,08	22,05
	C	5	63,64	<b>19,93</b>	16,00	21,00
U	1	58,60	<b>15,00</b>	15,00	15,00	
65 - 79,99 kg	P	6 631	74,16	<b>22,24</b>	21,29	24,13
	O	2 376	75,65	<b>22,42</b>	21,41	24,47
	R	213	76,45	<b>21,65</b>	20,00	24,15
	C	19	77,68	<b>19,92</b>	16,88	24,75
	U	7	70,59	<b>21,33</b>	20,00	22,00
	S	74	79,23	<b>20,25</b>	20,09	21,04
80 - 99,99 kg	P	2 903	84,69	<b>21,33</b>	20,62	22,55
	O	5 987	86,99	<b>20,89</b>	20,60	21,96
	R	1 084	88,75	<b>19,68</b>	18,48	20,87
	C	39	87,60	<b>19,62</b>	18,39	20,65
	U	11	84,15	<b>19,39</b>	15,00	20,65
	S	86	96,52	<b>19,86</b>	18,96	20,41
>100kg	866	133,95	<b>16,56</b>	14,90	18,41	
22 790						



THIS INFORMATION IS PROTECTED AGAINST COPYING OR DISTRIBUTION WITHOUT PRIOR PERMISSION FROM THE RMAA BOARD.

FOR ENQUIRIES, PLEASE CONTACT RMAA AT TEL (012) 349 1237/8 or [marketing@rmaa.co.za](mailto:marketing@rmaa.co.za)

Disclaimer: In no event shall the RMAA be liable for any direct, special, indirect or consequential damages, or any other damages of any kind, including but not limited to loss of use, loss of profits, or loss of data, whether in an action in contract, tort (including but not limited to negligence), or otherwise, arising out of or in any way connected with the use of this information. While the RMAA takes great care in compiling the contents of this page, it is nevertheless only meant to provide non-binding general information and cannot replace detailed individual advice to help the prospective buyer make his decision. The RMAA does not guarantee that the information on these pages is up-to-date, accurate and complete.