

## NATIONAL SOUTH AFRICAN PRICE INFORMATION FOR WEEK Week 37

From 2018/09/10 To 2018/09/16

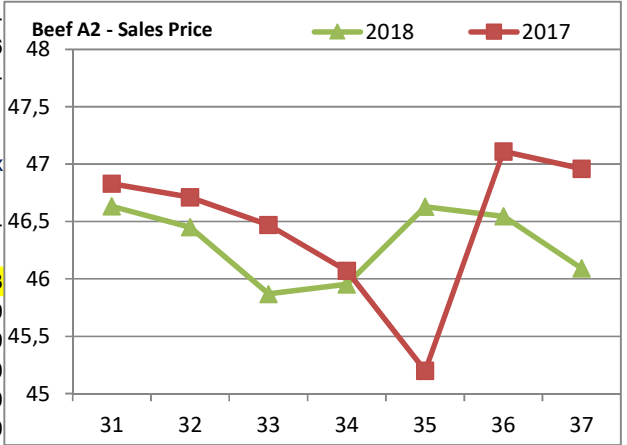
**CATTLE**  
 Class Units Avg Mass Avg Purch Avg Selling Selling Min Selling Max  
 Weighted 20%

Class	Units	Avg Mass	Avg Purch	Avg Selling	Selling Min	Selling Max
A2	8 465	271,97	<b>46,09</b>	<b>46,09</b>	45,36	47,42
A3	1 125	288,66	<b>46,05</b>	<b>45,91</b>	45,14	47,49
AB2	423	277,70	<b>45,01</b>	<b>45,65</b>	44,47	46,85
AB3	91	304,97	<b>44,78</b>	<b>45,32</b>	44,05	46,10
B2	374	266,38	<b>41,57</b>	<b>42,77</b>	40,87	43,91
B3	141	294,54	<b>41,08</b>	<b>42,41</b>	38,79	43,94
C2	1 814	269,98	<b>40,07</b>	<b>41,05</b>	39,97	42,56
C3	707	292,81	<b>39,85</b>	<b>41,60</b>	40,17	42,64
	13 140					

Hide Feedlot	Weighted	5,48
Hide Field	Average	4,71
Dorper	ea	34,50
Merino	ea	93,91

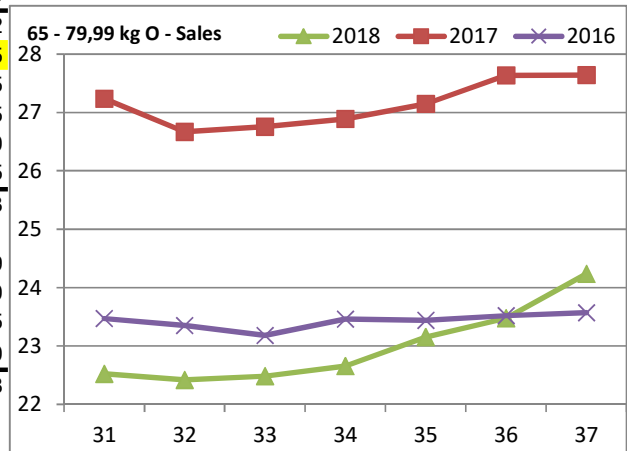
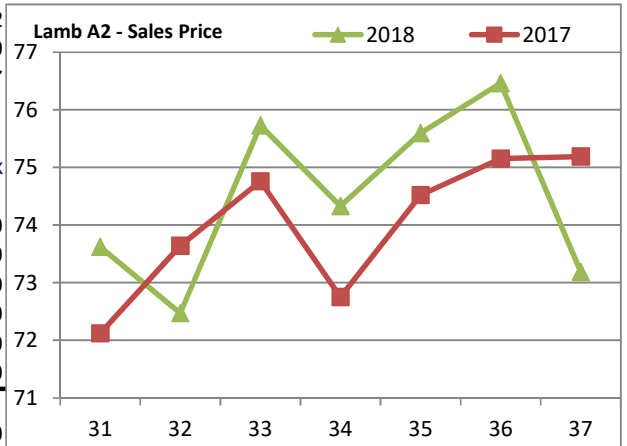
**LAMB/SHEEP**  
 Class Units Avg Mass Avg Purch Avg Selling Selling Min Selling Max  
 Weighted 20%

Class	Units	Avg Mass	Avg Purch	Avg Selling	Selling Min	Selling Max
A0	33	11,79	<b>57,28</b>	<b>61,19</b>	60,00	64,84
A1	247	14,38	<b>77,08</b>	<b>71,04</b>	68,19	76,81
A2	7 145	21,43	<b>78,65</b>	<b>73,19</b>	70,34	80,63
A3	928	22,27	<b>79,65</b>	<b>72,61</b>	70,65	79,29
A4	264	21,40	<b>68,55</b>	<b>62,94</b>	60,94	65,99
A5	70	21,85	<b>59,75</b>	<b>57,12</b>	53,70	63,50
A6	81	20,23	<b>61,85</b>	<b>55,97</b>	52,06	63,00
AB2	53	20,52	<b>68,95</b>	<b>69,23</b>	62,80	71,80
AB3	11	26,33	<b>65,69</b>	<b>62,14</b>	61,28	66,10
B2	135	22,11	<b>68,69</b>	<b>69,82</b>	62,55	71,85
B3	31	27,63	<b>64,38</b>	<b>64,41</b>	54,04	69,62
C2	719	24,30	<b>66,85</b>	<b>67,29</b>	59,84	71,99
C3	188	30,72	<b>60,89</b>	<b>59,66</b>	53,59	67,37
	9 905					



**PIGS**  
 Class Units Avg Mass Avg Purch Purch Min Purch Max  
 Weighted 20%

Class	Units	Avg Mass	Avg Purch	Purch Min	Purch Max
P	1 446	51,38	<b>25,62</b>	22,80	26,50
O	71	51,59	<b>24,66</b>	20,30	26,50
R	12	48,43	<b>21,53</b>	15,00	26,00
C	5	53,96	<b>21,73</b>	15,00	25,50
U	2	47,70	<b>18,61</b>	15,00	21,50
S	3	41,33	<b>24,99</b>	22,00	25,50
<b>20 - 55,99 kg</b>					
P	1 076	60,95	<b>24,31</b>	23,53	25,31
O	95	62,31	<b>25,02</b>	24,00	28,00
R	3	61,80	<b>23,60</b>	23,60	23,60
C	3	61,93	<b>22,34</b>	22,00	22,50
<b>56 - 64,99 kg</b>					
P	6 272	73,79	<b>23,66</b>	22,17	25,42
O	1 920	76,53	<b>24,23</b>	22,28	26,25
R	187	77,48	<b>24,14</b>	21,55	26,25
C	32	77,30	<b>24,94</b>	20,74	26,25
U	1	70,20	<b>15,00</b>	15,00	15,00
S	66	96,11	<b>21,11</b>	20,06	26,25
<b>65 - 79,99 kg</b>					
P	2 787	83,75	<b>22,57</b>	22,11	23,33
O	3 755	86,10	<b>22,52</b>	22,23	23,21
R	452	87,35	<b>22,41</b>	21,27	23,59
C	16	88,76	<b>21,34</b>	19,50	22,40
U	2	97,60	<b>22,25</b>	22,25	22,25
S	3	80,27	<b>21,55</b>	20,00	22,40
<b>80 - 99,99 kg</b>					
>100kg	1 065	138,81	<b>17,63</b>	15,69	19,18
	19 274				



**THIS INFORMATION IS PROTECTED AGAINST COPYING OR DISTRIBUTION WITHOUT PRIOR PERMISSION FROM THE RMAA BOARD.**

**FOR ENQUIRIES, PLEASE CONTACT RMAA AT TEL (012) 349 1237/8 or [marketing@rmaa.co.za](mailto:marketing@rmaa.co.za)**

Disclaimer: In no event shall the RMAA be liable for any direct, special, indirect or consequential damages, or any other damages of any kind, including but not limited to loss of use, loss of profits, or loss of data, whether in an action in contract, tort (including but not limited to negligence), or otherwise, arising out of or in any way connected with the use of this information. While the RMAA takes great care in compiling the contents of this page, it is nevertheless only meant to provide non-binding general information and cannot replace detailed individual advice to help the prospective buyer make his decision. The RMAA does not guarantee that the information on these pages is up-to-date, accurate and complete.