

NATIONAL SOUTH AFRICAN PRICE INFORMATION FOR WEEK Week 43

From 2018/10/22 To 2018/10/28

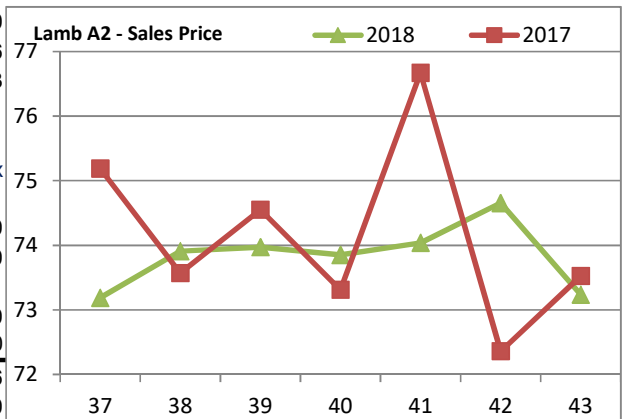
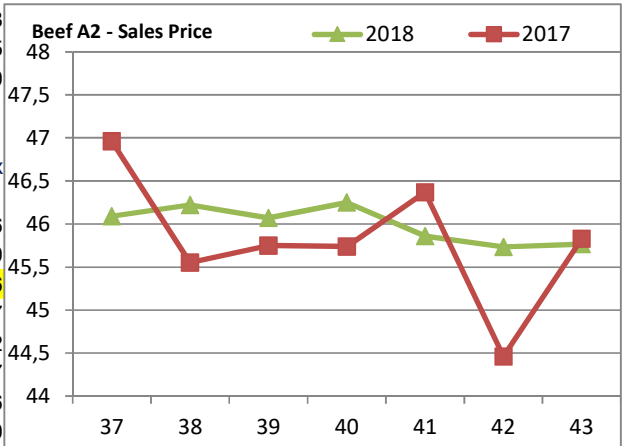
Class Units Avg Mass **Avg Purch** **Avg Selling** Selling Min Selling Max
CATTLE Weighted 20%

Class	Units	Avg Mass	Avg Purch	Avg Selling	Selling Min	Selling Max
A2	10 680	277,13	45,30	45,76	43,25	47,05
A3	1 617	294,75	45,38	45,76	44,71	47,12
AB2	467	285,73	44,31	45,01	43,45	45,97
AB3	142	311,70	44,85	44,95	43,70	45,59
B2	475	294,20	39,59	42,42	40,83	43,96
B3	137	323,36	41,14	42,87	41,80	44,68
C2	1 748	266,77	38,81	40,71	39,43	42,15
C3	598	298,35	39,43	40,94	39,70	42,20
	15 864					

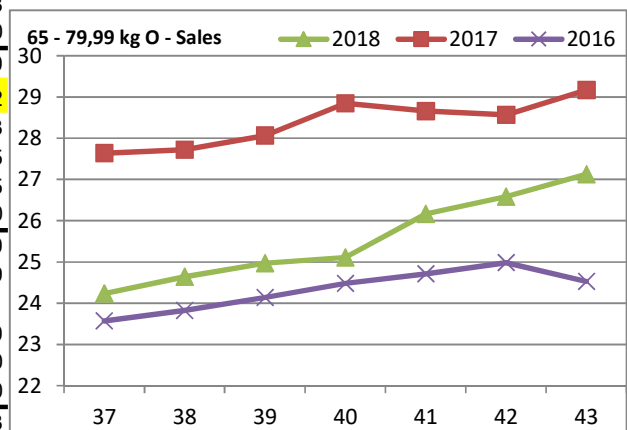
Hide Feedlot	Weighted	5,80
Hide Field	Average	5,09
Dorper	ea	31,67
Merino	ea	85,90

Class Units Avg Mass **Avg Purch** **Avg Selling** Selling Min Selling Max
LAMB/SHEEP Weighted 20%

Class	Units	Avg Mass	Avg Purch	Avg Selling	Selling Min	Selling Max
A0	22	14,70	56,00	64,67	60,00	72,16
A1	311	16,02	71,16	70,80	68,51	73,30
A2	7 650	22,23	71,76	73,24	71,56	78,66
A3	1 426	24,92	71,70	72,99	71,06	79,47
A4	227	24,85	64,09	63,71	60,58	69,02
A5	31	23,76	53,78	56,12	53,84	57,97
A6	40	24,44	53,21	55,79	52,32	56,36
AB2	94	23,33	65,39	70,99	64,55	75,00
AB3	18	27,82	64,48	70,33	62,10	75,00
B2	96	25,46	59,52	64,91	60,95	70,56
B3	25	30,94	56,32	62,14	60,63	64,00
C2	587	26,45	56,09	61,20	54,41	65,96
C3	115	30,56	53,71	58,58	53,99	64,13
	10 642					



Class	Units	Avg Mass	Avg Purch	Purch Min	Purch Max
PIGS					
20 - 55,99 kg					
P	1 709	50,41	28,66	25,41	30,50
O	139	50,71	28,69	26,36	30,50
R	36	47,90	26,68	22,39	29,71
C	7	48,20	29,50	29,50	29,50
S	4	42,53	26,96	24,00	29,50
56 - 64,99 kg					
P	1 424	61,98	27,33	26,04	28,46
O	139	61,98	27,38	26,84	28,30
R	26	60,56	26,05	25,50	26,60
C	12	64,19	25,29	23,15	26,73
S	1	60,50	28,00	28,00	28,00
65 - 79,99 kg					
P	8 478	74,40	26,99	24,85	29,00
O	3 102	76,30	27,13	25,61	28,72
R	247	75,26	25,84	24,20	27,33
C	41	79,48	25,73	20,39	28,75
U	5	68,38	27,42	23,00	28,75
S	2	92,35	14,50	14,50	14,50
80 - 99,99 kg					
P	3 832	84,96	26,02	25,08	27,20
O	5 915	86,96	26,02	25,35	27,29
R	1 097	88,02	25,65	24,33	27,91
C	47	89,00	22,90	21,70	25,40
U	9	85,72	23,29	21,51	25,40
S	68	95,16	25,68	23,32	28,50
>100kg	1 255	144,74	20,49	17,01	22,63
	27 595				



THIS INFORMATION IS PROTECTED AGAINST COPYING OR DISTRIBUTION WITHOUT PRIOR PERMISSION FROM THE RMAA BOARD.

FOR ENQUIRIES, PLEASE CONTACT RMAA AT TEL (012) 349 1237/8 or marketing@rmaa.co.za

Disclaimer: In no event shall the RMAA be liable for any direct, special, indirect or consequential damages, or any other damages of any kind, including but not limited to loss of use, loss of profits, or loss of data, whether in an action in contract, tort (including but not limited to negligence), or otherwise, arising out of or in any way connected with the use of this information. While the RMAA takes great care in compiling the contents of this page, it is nevertheless only meant to provide non-binding general information and cannot replace detailed individual advice to help the prospective buyer make his decision. The RMAA does not guarantee that the information on these pages is up-to-date, accurate and complete.