

NATIONAL SOUTH AFRICAN PRICE INFORMATION FOR WEEK Week 44

From 2018/10/29 To 2018/11/04

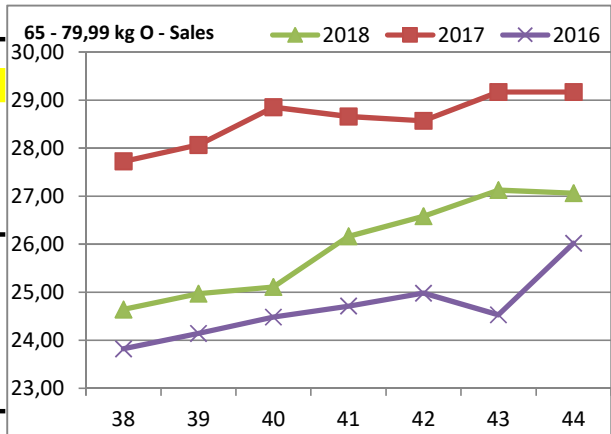
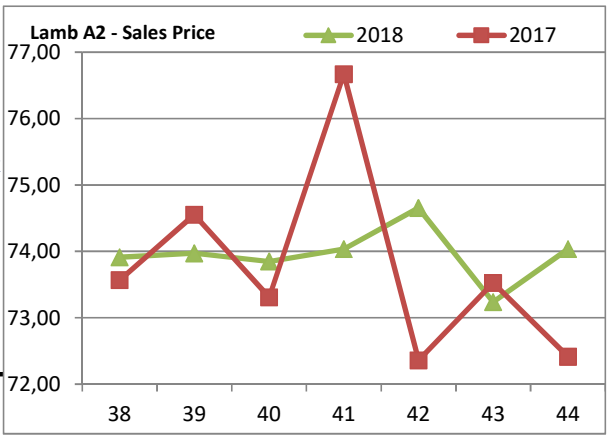
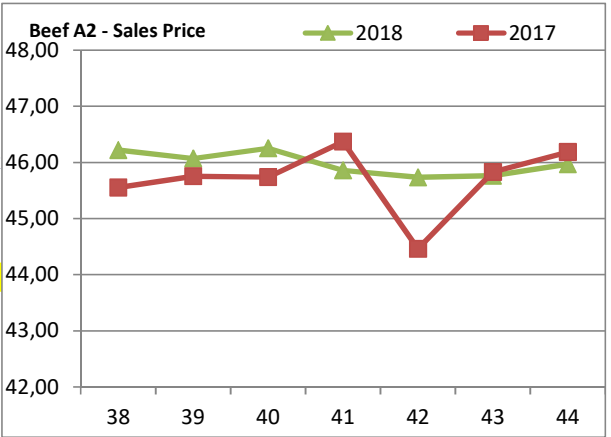
CATTLE
 Class Units Avg Mass Avg Purch Avg Selling Selling Min Selling Max
 Weighted 20%

Class	Units	Avg Mass	Avg Purch	Avg Selling	Selling Min	Selling Max
A2	9 895	274,89	45,42	45,97	44,04	47,28
A3	1 722	297,66	45,38	46,03	44,80	47,57
AB2	523	289,26	43,98	44,92	43,67	47,43
AB3	146	334,79	43,61	43,99	43,25	46,17
B2	388	265,25	40,79	42,30	40,40	44,46
B3	114	297,76	40,71	42,67	41,18	44,51
C2	1 442	273,11	39,48	40,88	39,32	42,71
C3	562	300,95	39,34	41,14	39,68	42,63
	14 792					

Hide Feedlot	Weighted	5,57
Hide Field	Average	4,73
Dorper	ea	30,63
Merino	ea	96,88

LAMB/SHEEP
 Class Units Avg Mass Avg Purch Avg Selling Selling Min Selling Max
 Weighted 20%

Class	Units	Avg Mass	Avg Purch	Avg Selling	Selling Min	Selling Max
A0	16	13,76	53,93	63,90	60,22	66,74
A1	158	14,58	69,78	70,94	68,58	74,40
A2	6 117	22,31	73,55	74,03	71,56	80,32
A3	1 818	24,28	73,99	73,57	71,12	80,25
A4	319	25,06	65,90	66,75	62,61	75,32
A5	64	26,41	62,48	63,21	53,84	74,00
A6	47	23,43	54,20	54,26	52,32	59,51
AB2	290	22,76	68,39	70,82	65,49	73,69
AB3	29	28,30	69,52	72,27	68,04	73,80
B2	221	23,88	62,40	63,58	60,54	71,61
B3	39	28,47	60,73	61,39	57,84	65,50
C2	813	24,59	62,57	63,61	56,02	66,77
C3	208	28,18	61,75	62,80	54,02	66,16
	10 139					



Class	Units	Avg Mass	Avg Purch	Purch Min	Purch Max
PIGS					
P	1 668	50,10	29,11	25,53	31,00
O	65	48,76	27,84	24,43	31,00
R	21	44,13	27,22	25,07	29,63
C	6	50,30	21,33	17,85	30,00
S	2	56,65	23,71	17,00	30,00
20 - 55,99 kg					
P	1 704	60,90	27,38	25,74	28,44
O	176	61,34	27,42	27,00	28,32
R	19	61,42	26,16	24,50	26,60
C	3	65,60	26,10	26,10	26,10
U	2	64,90	26,10	26,10	26,10
56 - 64,99 kg					
P	8 297	74,54	27,35	24,92	29,48
O	2 360	76,08	27,06	25,58	28,36
R	233	76,38	26,07	24,32	27,80
C	29	75,06	23,91	20,04	26,50
U	2	76,42	23,90	21,89	26,10
S	6	82,99	20,16	18,00	28,50
65 - 79,99 kg					
P	3 752	84,70	26,15	25,16	27,53
O	5 491	86,40	26,33	25,13	28,21
R	857	88,05	25,67	24,28	27,93
C	74	87,56	24,75	21,97	28,50
U	15	89,71	23,77	20,40	25,40
S	65	96,56	26,01	24,81	29,00
80 - 99,99 kg					
>100kg	1 047	142,52	20,16	16,86	22,53
	25 894				

THIS INFORMATION IS PROTECTED AGAINST COPYING OR DISTRIBUTION WITHOUT PRIOR PERMISSION FROM THE RMAA BOARD.

FOR ENQUIRIES, PLEASE CONTACT RMAA AT TEL (012) 349 1237/8 or marketing@rmaa.co.za

Disclaimer: In no event shall the RMAA be liable for any direct, special, indirect or consequential damages, or any other damages of any kind, including but not limited to loss of use, loss of profits, or loss of data, whether in an action in contract, tort (including but not limited to negligence), or otherwise, arising out of or in any way connected with the use of this information. While the RMAA takes great care in compiling the contents of this page, it is nevertheless only meant to provide non-binding general information and cannot replace detailed individual advice to help the prospective buyer make his decision. The RMAA does not guarantee that the information on these pages is up-to-date, accurate and complete.