

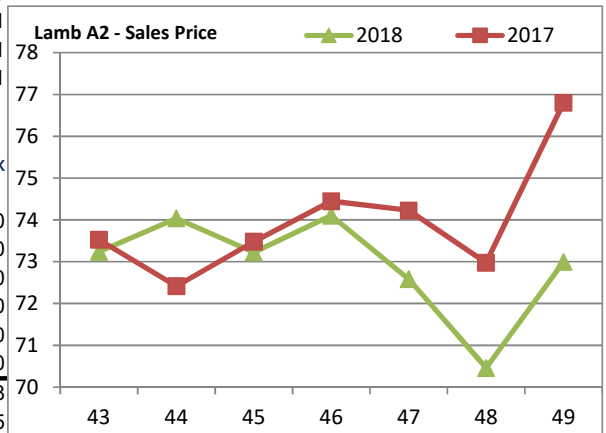
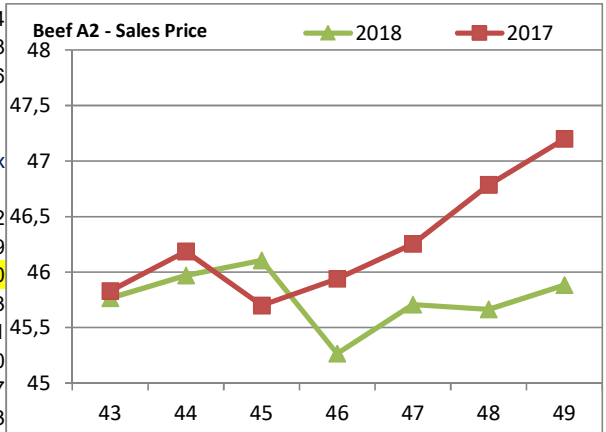
## NATIONAL SOUTH AFRICAN PRICE INFORMATION FOR WEEK Week 49

From 2018/12/03 To 2018/12/09

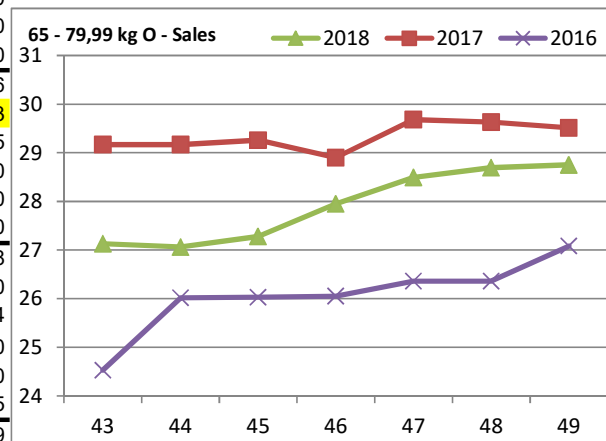
Class	Units	Avg Mass	Avg Purch	Avg Selling	Selling Min	Selling Max
<b>CATTLE</b>						
A2	12 273	282,01	45,63	45,88	43,28	47,21
A3	1 825	309,57	45,38	46,22	44,51	47,76
AB2	553	275,97	43,94	45,40	43,36	48,05
AB3	155	303,63	43,80	44,70	43,36	47,67
B2	364	261,87	41,23	42,08	39,67	44,37
B3	82	294,74	41,79	42,35	40,47	44,14
C2	1 092	265,13	40,08	41,03	39,42	42,08
C3	322	294,28	40,01	41,21	39,63	42,06
	16 666					

Hide Feedlot	Weighted	4,83
Hide Field	Average	4,46
Dorper	ea	30,71
Merino	ea	92,50

Class	Units	Avg Mass	Avg Purch	Avg Selling	Selling Min	Selling Max
<b>LAMB/SHEEP</b>						
A0	84	13,29	57,42	66,79	62,57	77,22
A1	674	15,42	70,62	70,13	68,54	73,69
A2	9 360	21,25	73,79	72,99	71,58	76,60
A3	2 235	25,00	74,31	73,27	71,17	77,33
A4	404	25,91	66,28	66,52	61,63	73,61
A5	46	28,17	63,17	61,26	53,85	71,00
A6	47	24,72	54,14	57,59	51,76	71,57
AB2	209	22,48	69,47	70,12	65,38	72,23
AB3	32	26,12	68,18	70,29	65,25	72,23
B2	540	23,36	68,06	69,82	69,20	70,03
B3	86	26,46	57,38	64,46	61,72	65,21
C2	953	24,86	60,13	62,51	55,83	67,91
C3	246	26,64	59,81	60,84	54,37	66,71
	14 916					



Class	Units	Avg Mass	Avg Purch	Purch Min	Purch Max
<b>PIGS</b>					
<b>20 - 55,99 kg</b>					
P	2 103	51,50	30,40	26,20	31,50
O	171	49,38	30,16	26,39	31,50
R	30	47,76	27,66	20,04	31,00
C	10	50,00	25,22	19,38	30,50
U	2	60,40	30,50	30,50	30,50
S	2	52,30	30,50	30,50	30,50
<b>56 - 64,99 kg</b>					
P	948	60,74	29,24	25,58	30,78
O	160	58,10	29,94	27,91	31,05
R	17	62,94	27,91	25,27	28,50
C	5	65,62	20,47	19,00	26,80
U	1	59,50	18,00	18,00	18,00
S	1	61,00	18,00	18,00	18,00
<b>65 - 79,99 kg</b>					
P	7 611	73,93	28,68	26,16	30,46
O	2 735	76,80	28,75	26,89	31,33
R	395	77,24	27,98	25,04	31,75
C	31	78,94	24,98	20,87	29,00
U	10	80,73	23,34	18,67	29,00
S	11	81,30	21,02	18,00	29,00
<b>80 - 99,99 kg</b>					
P	2 591	85,77	27,51	25,08	28,78
O	3 970	87,38	27,54	26,57	28,70
R	940	88,96	26,26	24,57	28,14
C	92	89,36	23,29	22,46	25,60
U	8	90,35	22,44	22,43	22,50
S	49	97,63	26,61	23,09	27,45
>100kg	718	150,65	20,27	18,86	23,19



22 611

**THIS INFORMATION IS PROTECTED AGAINST COPYING OR DISTRIBUTION WITHOUT PRIOR PERMISSION FROM THE RMAA BOARD.**

**FOR ENQUIRIES, PLEASE CONTACT RMAA AT TEL (012) 349 1237/8 or [marketing@rmaa.co.za](mailto:marketing@rmaa.co.za)**

Disclaimer: In no event shall the RMAA be liable for any direct, special, indirect or consequential damages, or any other damages of any kind, including but not limited to loss of use, loss of profits, or loss of data, whether in an action in contract, tort (including but not limited to negligence), or otherwise, arising out of or in any way connected with the use of this information. While the RMAA takes great care in compiling the contents of this page, it is nevertheless only meant to provide non-binding general information and cannot replace detailed individual advice to help the prospective buyer make his decision. The RMAA does not guarantee that the information on these pages is up-to-date, accurate and complete.