

## NATIONAL SOUTH AFRICAN PRICE INFORMATION FOR WEEK Week 52

Class Units Avg Mass **Avg Purch** **Avg Selling** Selling Min Selling Max  
**CATTLE** Weighted 20%

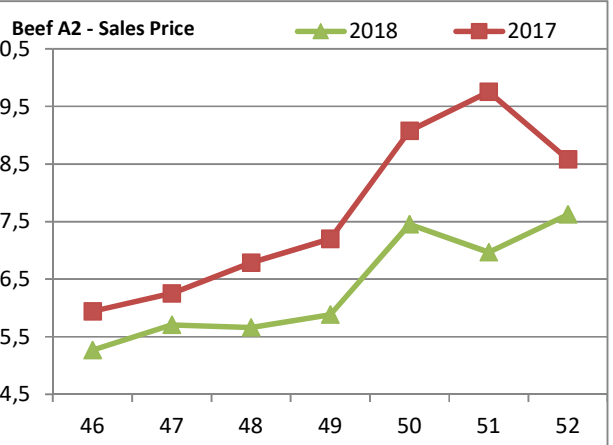
Class	Units	Avg Mass	Avg Purch	Avg Selling	Selling Min	Selling Max
A2	7 445	276,84	<b>45,41</b>	<b>47,62</b>	45,58	48,97
A3	868	297,92	<b>45,32</b>	<b>47,28</b>	46,04	48,90
AB2	417	276,91	<b>44,29</b>	<b>46,22</b>	43,92	47,96
AB3	102	310,97	<b>44,47</b>	<b>45,82</b>	44,06	47,85
B2	217	268,47	<b>41,11</b>	<b>42,48</b>	39,74	44,50
B3	84	317,98	<b>41,88</b>	<b>42,83</b>	42,18	44,02
C2	404	268,06	<b>40,30</b>	<b>42,03</b>	39,97	43,02
C3	161	286,85	<b>40,37</b>	<b>42,28</b>	40,00	43,00
9 698						

From 2018/12/24 To 2018/12/30

Hide Feedlot	Weighted	4,69
Hide Field	Average	4,13
Dorper	ea	31,00
Merino	ea	84,00

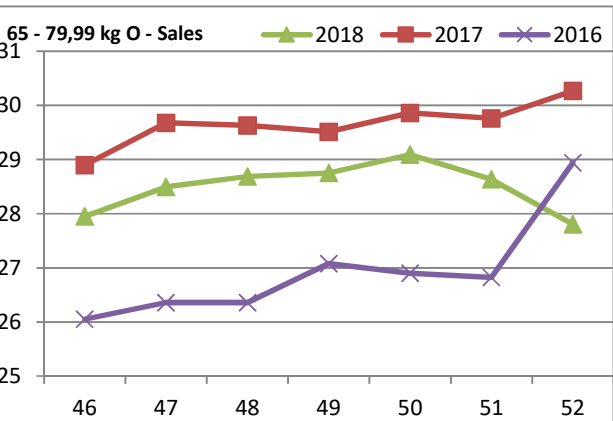
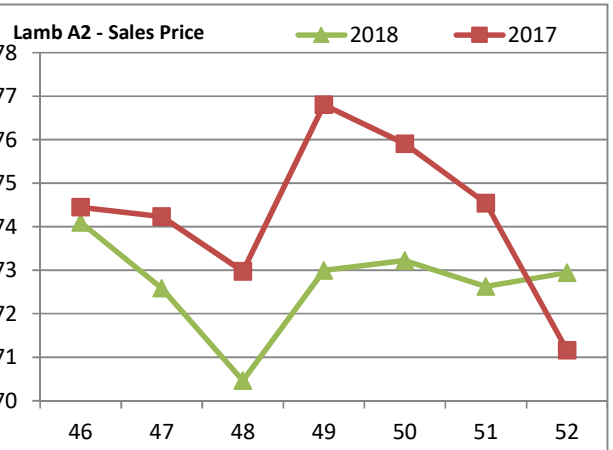
Class Units Avg Mass **Avg Purch** **Avg Selling** Selling Min Selling Max  
**LAMB/SHEEP** Weighted 20%

Class	Units	Avg Mass	Avg Purch	Avg Selling	Selling Min	Selling Max
A0	12	10,44	<b>50,24</b>	<b>63,51</b>	60,54	68,00
A1	161	14,28	<b>65,96</b>	<b>71,10</b>	68,78	74,63
A2	7 508	21,61	<b>72,50</b>	<b>72,94</b>	71,56	76,80
A3	1 630	23,85	<b>72,24</b>	<b>72,17</b>	71,15	75,65
A4	225	24,63	<b>63,49</b>	<b>64,13</b>	62,45	68,30
A5	34	25,21	<b>55,49</b>	<b>56,22</b>	53,89	69,72
A6	58	22,97	<b>51,02</b>	<b>52,42</b>	52,42	52,42
AB2	51	18,77	<b>61,40</b>	<b>65,40</b>	64,92	66,84
B2	131	23,88	<b>59,95</b>	<b>64,88</b>	57,32	64,93
B3	3	25,33	<b>51,00</b>	<b>60,20</b>	55,89	62,00
C2	193	25,36	<b>56,30</b>	<b>64,71</b>	57,81	68,00
C3	76	29,33	<b>59,79</b>	<b>67,67</b>	65,89	68,00
10 082						



Class Units Avg Mass **Avg Purch** Purch Min Purch Max  
**PIGS** Weighted 20%

Class	Units	Avg Mass	Avg Purch	Purch Min	Purch Max
P	1 503	51,44	<b>30,46</b>	26,43	31,50
O	55	50,28	<b>29,62</b>	25,64	31,50
R	6	56,31	<b>28,40</b>	19,25	31,00
C	4	51,10	<b>20,00</b>	20,00	20,00
U	1	53,60	<b>18,00</b>	18,00	18,00
S	1	52,30	<b>18,00</b>	18,00	18,00
<b>20 - 55,99 kg</b>					
P	621	61,46	<b>28,62</b>	24,52	30,49
O	79	62,60	<b>28,47</b>	27,00	30,31
R	13	61,21	<b>26,01</b>	20,50	28,50
C	2	58,81	<b>21,47</b>	19,00	23,77
S	1	66,60	<b>18,00</b>	18,00	18,00
<b>56 - 64,99 kg</b>					
P	3 981	74,61	<b>28,67</b>	26,30	30,24
O	1 245	75,83	<b>27,80</b>	27,00	29,02
R	143	76,98	<b>26,93</b>	25,50	28,19
C	7	77,32	<b>22,85</b>	22,66	22,93
U	3	76,56	<b>18,82</b>	18,00	20,50
S	1	99,50	<b>29,00</b>	29,00	29,00
<b>65 - 79,99 kg</b>					
P	984	85,39	<b>26,80</b>	22,97	28,65
O	1 530	85,45	<b>28,22</b>	25,78	31,75
R	260	87,64	<b>26,33</b>	24,19	28,20
C	27	88,78	<b>22,39</b>	20,06	23,07
U	4	89,24	<b>22,00</b>	22,00	22,00
S	1	97,60	<b>27,50</b>	27,50	27,50
<b>80 - 99,99 kg</b>					
>100kg	281	151,71	<b>19,92</b>	18,58	21,28
10 753					



**THIS INFORMATION IS PROTECTED AGAINST COPYING OR DISTRIBUTION WITHOUT PRIOR PERMISSION FROM THE RMAA BOARD.**

**FOR ENQUIRIES, PLEASE CONTACT RMAA AT TEL (012) 349 1237/8 or [marketing@rmaa.co.za](mailto:marketing@rmaa.co.za)**

Disclaimer: In no event shall the RMAA be liable for any direct, special, indirect or consequential damages, or any other damages of any kind, including but not limited to loss of use, loss of profits, or loss of data, whether in an action in contract, tort (including but not limited to negligence), or otherwise, arising out of or in any way connected with the use of this information. While the RMAA takes great care in compiling the contents of this page, it is nevertheless only meant to provide non-binding general information and cannot replace detailed individual advice to help the prospective buyer make his decision. The RMAA does not guarantee that the information on these pages is up-to-date, accurate and complete.