

## NATIONAL SOUTH AFRICAN PRICE INFORMATION FOR WEEK Week 5

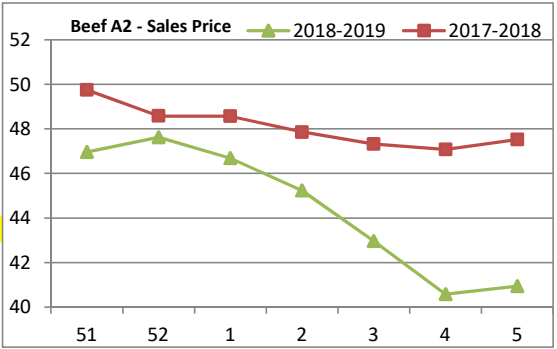
Class Units Avg Mass **Avg Purch** **Avg Selling** Selling Min Selling Max From 2019/01/28 To 2019/02/03  
**CATTLE** Weighted 20%

Class	Units	Avg Mass	Avg Purch	Avg Selling	Selling Min	Selling Max
A2	11189	285,45	<b>39,76</b>	<b>40,94</b>	39,31	42,30
A3	1384	299,40	<b>39,51</b>	<b>40,90</b>	39,56	42,94
AB2	448	274,67	<b>38,58</b>	<b>39,99</b>	38,20	42,42
AB3	108	315,82	<b>38,44</b>	<b>40,42</b>	38,84	42,26
B2	235	270,73	<b>37,17</b>	<b>38,54</b>	37,16	40,38
B3	113	311,85	<b>37,46</b>	<b>38,16</b>	37,44	40,12
C2	1005	263,97	<b>37,08</b>	<b>39,31</b>	36,69	40,89
C3	298	285,32	<b>37,12</b>	<b>39,56</b>	38,17	40,32

Hide Feedlot	Weighted	4,52
Hide Field	Average	4,28
Dorper	ea	33,75
Merino	ea	79,61

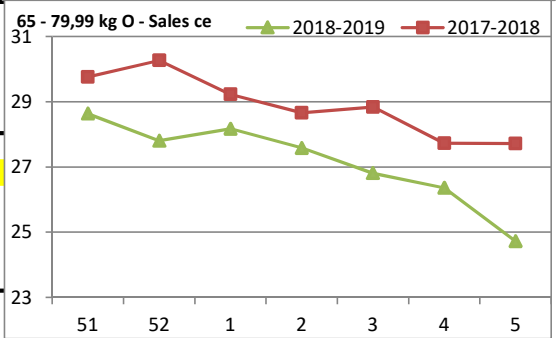
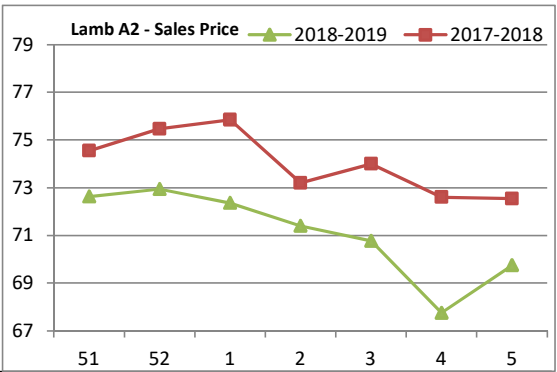
14 780  
 Class Units Avg Mass **Avg Purch** **Avg Selling** Selling Min Selling Max  
**LAMB/SHEEP** Weighted 20%

Class	Units	Avg Mass	Avg Purch	Avg Selling	Selling Min	Selling Max
A0	55	14,73	<b>45,74</b>	<b>60,17</b>	59,82	60,28
A1	339	16,15	<b>57,56</b>	<b>65,04</b>	65,15	68,87
A2	8138	21,76	<b>62,81</b>	<b>69,74</b>	64,56	71,33
A3	1613	24,26	<b>63,45</b>	<b>69,70</b>	66,38	70,84
A4	205	24,55	<b>53,36</b>	<b>61,30</b>	55,42	63,61
A5	23	24,24	<b>50,19</b>	<b>55,04</b>	52,76	62,50
A6	51	22,57	<b>47,56</b>	<b>53,45</b>	52,37	53,67
AB2	161	21,12	<b>52,12</b>	<b>62,00</b>	54,92	63,98
AB3	5	27,36	<b>50,95</b>	<b>60,80</b>	59,00	62,19
B2	36	23,15	<b>49,43</b>	<b>52,98</b>	48,41	60,00
B3	5	27,96	<b>52,46</b>	<b>57,30</b>	56,61	59,86
C2	559	25,09	<b>50,18</b>	<b>55,50</b>	49,04	59,27
C3	65	29,88	<b>49,18</b>	<b>53,79</b>	44,81	56,40



11 255  
 Class Units Avg Mass **Avg Purch** Purch Min Purch Max  
**PIGS** Weighted 20%

20 - 55,99 kg	P	1863	51,00	<b>25,59</b>	22,67	26,52
	O	213	47,77	<b>24,89</b>	22,01	26,79
	R	27	44,15	<b>23,05</b>	17,86	26,00
	C	4	49,08	<b>20,84</b>	15,00	25,50
	U	1	49,00	<b>15,00</b>	15,00	15,00
56 - 64,99 kg	P	1484	61,73	<b>24,24</b>	22,37	26,36
	O	234	62,05	<b>24,46</b>	22,50	27,29
	R	33	62,06	<b>23,25</b>	20,58	26,76
	C	2	65,10	<b>21,60</b>	21,60	21,60
65 - 79,99 kg	U	2	65,90	<b>23,25</b>	23,00	23,50
	P	7979	74,60	<b>24,43</b>	22,43	25,95
	O	2467	75,42	<b>24,73</b>	22,47	27,27
	R	320	75,10	<b>24,20</b>	21,80	26,74
	C	20	75,42	<b>21,97</b>	21,60	22,78
80 - 99,99 kg	U	2	83,6	<b>20,16</b>	18,16	22,00
	S	3	81,30	<b>23,28</b>	21,60	24,00
	P	4666	85,12	<b>23,27</b>	20,90	26,85
	O	6599	86,73	<b>23,47</b>	20,90	26,67
	R	1241	88,51	<b>23,56</b>	20,68	26,29
>100kg	C	88	89,63	<b>20,03</b>	19,47	21,91
	U	10	89,03	<b>20,15</b>	17,63	20,90
	S	69	98,08	<b>23,70</b>	23,06	23,84
		834,00	151,87	<b>17,21</b>	14,87	20,51



**THIS INFORMATION IS PROTECTED AGAINST COPYING OR DISTRIBUTION WITHOUT PRIOR PERMISSION FROM THE RMAA BOARD.**

**FOR ENQUIRIES, PLEASE CONTACT RMAA AT TEL (012) 349 1237/8 or info@rmaa.co.za**

Disclaimer: In no event shall the RMAA be liable for any direct, special, indirect or consequential damages, or any other damages of any kind, including but not limited to loss of use, loss of profits, or loss of data, whether in an action in contract, tort (including but not limited to negligence), or otherwise, arising out of or in any way connected with the use of this information. While the RMAA takes great care in compiling the contents of this page, it is nevertheless only meant to provide non-binding general information and cannot replace detailed individual advice to help the prospective buyer make his decision. The RMAA does not guarantee that the information on these pages is up-to-date, accurate and complete.