

### NATIONAL SOUTH AFRICAN PRICE INFORMATION FOR WEEK Week 8

From 2019/02/18 To 2019/02/24

Class Units Avg Mass **Avg Purch** **Avg Selling** Selling Min Selling Max  
CATTLE Weighted 20%

Class	Units	Avg Mass	Avg Purch	Avg Selling	Selling Min	Selling Max
A2	9118	280,99	<b>38,86</b>	<b>40,72</b>	39,38	41,47
A3	1270	292,80	<b>39,28</b>	<b>40,96</b>	39,51	42,42
AB2	398	274,53	<b>38,06</b>	<b>39,42</b>	37,61	41,22
AB3	98	294,03	<b>38,70</b>	<b>38,96</b>	37,76	40,92
B2	205	257,95	<b>37,52</b>	<b>39,31</b>	37,13	41,52
B3	36	300,71	<b>37,68</b>	<b>38,13</b>	37,44	39,71
C2	853	264,24	<b>37,72</b>	<b>39,60</b>	36,42	41,43
C3	248	282,44	<b>38,35</b>	<b>39,44</b>	37,57	41,00

Hide Feedlot	Weighted	2,27
Hide Field	Average	2,00
Dorper	ea	31,00
Merino	ea	45,00

12 226

Class Units Avg Mass **Avg Purch** **Avg Selling** Selling Min Selling Max  
LAMB/SHEEP Weighted 20%

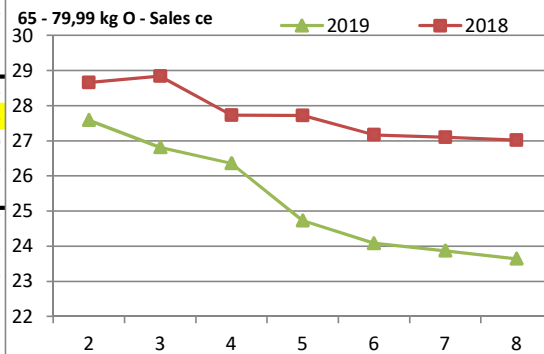
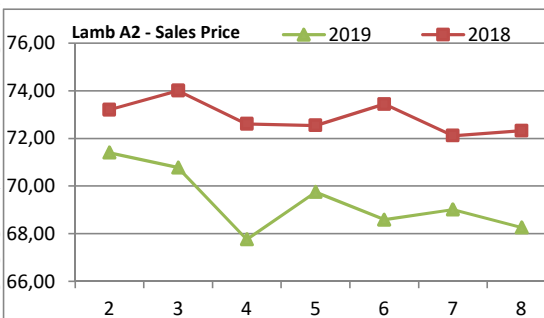
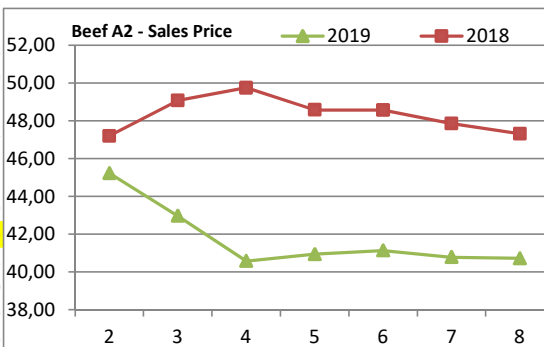
Class	Units	Avg Mass	Avg Purch	Avg Selling	Selling Min	Selling Max
A0	30	14,80	<b>50,20</b>	<b>57,25</b>	52,28	60,11
A1	191	15,20	<b>60,73</b>	<b>66,62</b>	65,73	67,70
A2	7104	22,27	<b>64,69</b>	<b>68,26</b>	57,52	71,50
A3	1369	25,40	<b>66,82</b>	<b>69,65</b>	66,05	71,54
A4	181	26,03	<b>57,17</b>	<b>60,49</b>	49,43	64,79
A5	21	26,31	<b>52,97</b>	<b>54,88</b>	44,43	68,00
A6	123	23,65	<b>48,05</b>	<b>47,83</b>	45,22	52,60
AB2	44	18,05	<b>51,30</b>	<b>49,80</b>	34,32	63,72
B2	36	23,72	<b>55,63</b>	<b>61,17</b>	58,37	63,61
B3	7	29,67	<b>53,03</b>	<b>54,48</b>	53,00	60,00
C2	853	23,50	<b>52,96</b>	<b>56,52</b>	43,28	61,81
C3	85	27,43	<b>51,69</b>	<b>57,08</b>	50,87	59,31

10 044

Class Units Avg Mass **Avg Purch** Purch Min Purch Max  
PIGS Weighted 20%

Class	Units	Avg Mass	Avg Purch	Purch Min	Purch Max
P	1829	50,99	<b>24,71</b>	20,39	26,20
O	112	49,36	<b>22,32</b>	18,05	26,00
R	7	52,62	<b>20,10</b>	16,10	25,50
C	2	54,05	<b>21,35</b>	16,10	25,00
P	1396	61,84	<b>23,86</b>	22,41	25,96
O	233	62,68	<b>23,38</b>	22,50	25,14
R	24	61,82	<b>22,54</b>	18,80	25,00
P	7946	74,68	<b>23,75</b>	21,87	24,83
O	2806	75,02	<b>23,64</b>	21,21	24,88
R	330	75,20	<b>22,98</b>	20,05	24,39
C	21	75,61	<b>19,55</b>	15,16	22,90
U	3	75,76333	<b>20,73</b>	19,19	23,50
P	4449	85,42	<b>22,96</b>	20,77	24,87
O	6913	86,73	<b>23,27</b>	20,87	24,84
R	1394	88,65	<b>22,88</b>	20,39	24,26
C	107	91,01	<b>19,56</b>	17,15	20,62
U	14	91,08	<b>19,22</b>	18,00	19,31
S	72	98,57	<b>22,84</b>	14,77	22,94
>100kg	1122,00	143,10	<b>16,95</b>	14,86	19,61

28 780



**THIS INFORMATION IS PROTECTED AGAINST COPYING OR DISTRIBUTION WITHOUT PRIOR PERMISSION FROM THE RMAA BOARD.  
FOR ENQUIRIES, PLEASE CONTACT RMAA AT TEL (012) 349 1237/8 or info@rmaa.co.za**

Disclaimer: In no event shall the RMAA be liable for any direct, special, indirect or consequential damages, or any other damages of any kind, including but not limited to loss of use, loss of profits, or loss of data, whether in an action in contract, tort (including but not limited to negligence), or otherwise, arising out of or in any way connected with the use of this information. While the RMAA takes great care in compiling the contents of this page, it is nevertheless only meant to provide non-binding general information and cannot replace detailed individual advice to help the prospective buyer make his decision. The RMAA does not guarantee that the information on these pages is up-to-date, accurate and complete.