

NATIONAL SOUTH AFRICAN PRICE INFORMATION FOR WEEK Week 13

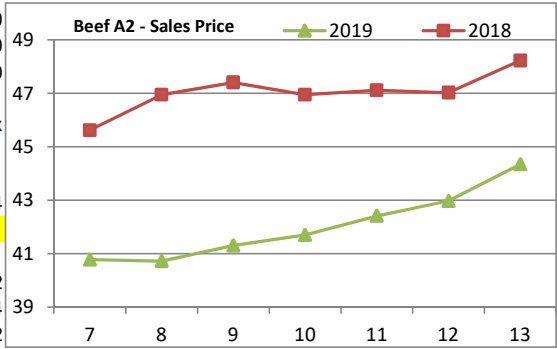
Class Units Avg Mass **Avg Purch** **Avg Selling** Selling Min Selling Max From 2019/03/25 To 2019/03/31
CATTLE Weighted 20%

Class	Units	Avg Mass	Avg Purch	Avg Selling	Selling Min	Selling Max
A2	10860	287,26	42,63	44,34	41,98	45,90
A3	1707	301,37	42,63	44,14	41,94	46,16
AB2	500	277,16	41,25	42,93	40,48	46,94
AB3	144	300,23	41,31	42,36	41,19	44,72
B2	317	275,48	39,30	41,28	38,89	43,61
B3	95	310,96	39,73	41,36	40,28	43,50
C2	1091	260,30	38,16	40,38	37,53	43,00
C3	411	287,76	38,31	40,98	38,00	43,00

Hide Feedlot	Weighted	1,94
Hide Field	Average	1,52
Dorper	ea	32,50
Merino	ea	38,64

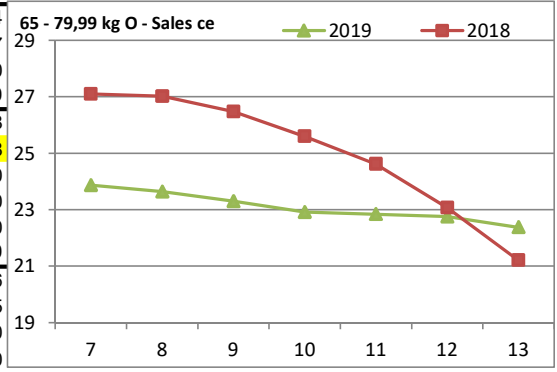
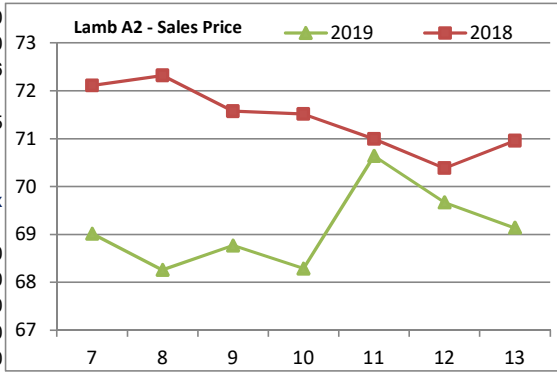
15 125
 Class Units Avg Mass **Avg Purch** **Avg Selling** Selling Min Selling Max
LAMB/SHEEP Weighted 20%

Class	Units	Avg Mass	Avg Purch	Avg Selling	Selling Min	Selling Max
A0	15	12,73	52,01	57,82	47,57	60,31
A1	311	13,91	62,27	66,57	62,04	68,64
A2	7809	20,86	66,51	69,13	65,58	71,11
A3	1091	22,19	66,70	69,62	65,75	70,71
A4	156	21,76	54,28	57,65	47,49	63,72
A5	18	21,69	50,29	53,15	47,65	65,14
A6	66	22,18	46,31	44,53	44,11	46,72
AB2	18	20,90	62,90	66,25	60,86	69,15
AB3	6	27,49	64,53	66,69	60,00	69,00
B2	54	19,92	53,27	60,28	56,29	62,00
B3	8	28,78	50,20	55,60	53,67	59,36
C2	558	23,08	48,40	53,19	52,81	54,31
C3	115	25,44	47,04	51,96	49,27	54,25



10 225
 Class Units Avg Mass **Avg Purch** Purch Min Purch Max
PIGS Weighted 20%

Class	Units	Avg Mass	Avg Purch	Purch Min	Purch Max
P	1862	52,01	24,16	20,82	25,00
O	117	52,69	23,11	19,02	25,00
R	24	59,63	24,09	22,10	24,50
C	7	58,69	20,51	15,00	24,00
U	2	56,90	24,00	24,00	24,00
S	2	62,70	24,00	24,00	24,00
<hr/>					
P	1455	61,25	23,52	22,04	24,64
O	183	62,49	22,93	22,00	24,47
R	20	62,37	21,06	15,50	24,00
C	4	58,93	20,11	15,00	22,00
<hr/>					
P	7929	75,13	22,94	21,88	24,08
O	2310	76,43	22,38	21,88	23,48
R	202	76,56	21,37	20,57	22,80
C	21	76,96	19,71	17,02	22,50
U	3	76,6	22,50	22,50	22,50
S	4	91,75	16,82	15,00	22,50
<hr/>					
P	3721	85,11	21,48	20,73	22,76
O	5764	86,56	21,44	20,75	22,75
R	781	88,56	20,46	20,68	21,60
C	35	88,62	18,62	16,76	20,90
U	5	86,60	20,90	20,90	20,90
S	99	97,87	21,56	20,38	21,84
<hr/>					
>100kg	1320,00	134,48	16,43	14,53	18,78
	25 870				



THIS INFORMATION IS PROTECTED AGAINST COPYING OR DISTRIBUTION WITHOUT PRIOR PERMISSION FROM THE RMAA BOARD.

FOR ENQUIRIES, PLEASE CONTACT RMAA AT TEL (012) 349 1237/8 or info@rmaa.co.za

Disclaimer: In no event shall the RMAA be liable for any direct, special, indirect or consequential damages, or any other damages of any kind, including but not limited to loss of use, loss of profits, or loss of data, whether in an action in contract, tort (including but not limited to negligence), or otherwise, arising out of or in any way connected with the use of this information. While the RMAA takes great care in compiling the contents of this page, it is nevertheless only meant to provide non-binding general information and cannot replace detailed individual advice to help the prospective buyer make his decision. The RMAA does not guarantee that the information on these pages is up-to-date, accurate and complete.